



# NISSAN

## motorsports

COMPETITION PARTS



INFINITI.



facebook.

Facebook.com/NissanPerformance



NOW INCORPORATING **nismo** R-TUNE PARTS

# catalog

Toll-Free Order Line:  
888.833.3225

24-Hour Fax Line:  
615.223.3341

email: [nmc.race@nissan-usa.com](mailto:nmc.race@nissan-usa.com)



Dear Nissan Motorsports Customer,

As you look through the new Nissan Motorsports Competition Parts catalog you will notice it has many new products and features. It still includes a wealth of products for "heritage" Nissan and Datsun models as well as products for the newest models like the Nissan GT-R, 370Z and Infiniti G37. NISMO R-Tune parts are now sold exclusively by Nissan Motorsports Competition Parts and are included in this catalog.

Some new faces have joined the existing experienced staff at Nissan Motorsports Competition Parts combining the irreplaceable knowledge that comes with working in this business for many years with a fresh, new perspective.

Our driving force though, is always the same. It's our passion for winning, being leaders not followers through bold thinking and execution.

The current line of well-designed, high-performance Nissan and Infiniti vehicles were influenced by years of racing – and winning – in a variety of ultra-competitive motorsports series. We remain committed to continuing to build our motorsports competition parts heritage because we know at the end of the day it will result in better products for you.

See you at the races!

Nissan Motorsports Competition Parts Staff

[Facebook.com/NissanPerformance](https://www.facebook.com/NissanPerformance)

The Facebook logo, consisting of the word "facebook" in a white, lowercase, sans-serif font inside a dark gray rounded rectangle.

# NISSAN

## *motorsports*

---

### COMPETITION PARTS

#### PURCHASING MOTORSPORTS PARTS

**NEW** Look for this symbol for the many new products we've added.

#### HOW TO USE THIS CATALOG

---

This catalog contains hundreds of parts for Nissan vehicles and engines. It is easy to find the performance part you need: Simply check the division tabs on the outer edge of the pages for the proper Model. When in doubt about a particular Nissan model, cross-reference your model or engine in the model guide in the front of the catalog. The guide includes a section on reading the 17 digit VIN numbers to help in identifying the models. This will help identify the engine, transmission, differential and year of each model of vehicle.

#### TECHNICAL ASSISTANCE

---

This is not a how-to book. When purchasing Motorsports parts, we have to assume that you possess the knowledge and necessary tools to install them. If you do not possess these skills, it will be to your advantage to retain a professional technician to do a portion or all of the work required. We can provide the parts to make your Nissan faster, but we cannot make you a better mechanic. For additional information concerning applications or availability of parts listed in this publication, write or call:

**Nissan Motorsports**  
**610 Enon Springs Road East**  
**Smyrna, TN 37167**  
**888.833.3225**

(9AM-5PM Monday thru Friday CST)

**24 Hour FAX 615.223.3341**

**e-mail: [nmc.race@nissan-usa.com](mailto:nmc.race@nissan-usa.com)**

The voice mail answering system will be reached if calling before or after hours or if the phones are busy. All calls will be returned as soon as possible.

#### VISIT YOUR NISSAN DEALER

---

You can purchase Nissan Motorsports parts from any Nissan dealership. If the dealer does not carry the part in stock, it can be purchased directly from Nissan Motorsports.

Nissan Motorsports stocks all of the parts listed in this catalog except those part numbers indicated with an asterisk (\*). Part numbers listed with an asterisk (\*) are standard original equipment (OE) components available through your local Nissan dealer.

#### HOW TO ORDER FROM THIS CATALOG

---

**Order forms** are available in the back of this catalog. The "**Qty**" column references the number of parts required to equip one vehicle.

#### **Dealerships (include dealer code), Racers, and Retail Customers:**

For your ordering convenience, the Motorsports Department maintains a 24-hour-a-day FAX (615.223.3341) and e-mail, **[nmc.race@nissan-usa.com](mailto:nmc.race@nissan-usa.com)**.

Placing your orders via fax or internet provides us with an exact record of your order (including time & date).



## Purchasing Motorsports Parts, *continued*

Orders may be placed by calling the Motorsports Parts Department (888.833.3225) between 9:00 am and 5:00 pm (CST), Monday through Friday.

The voice mail answering system will be reached if calling before or after hours, or if the phones are busy.

### **RACERS AND RETAIL CUSTOMERS:**

---

To place your order by phone please provide the following information:

1. Credit card type, number and expiration date
2. 3-digit EIN number
3. Cardholder's full name as printed on the credit card
4. Credit card billing address
5. Daytime phone number
6. Shipping address (if different from billing address)
7. Preferred method of shipment
8. Part number(s) and quantity

### **SHIPMENTS**

---

Nissan Motorsports parts orders, in most cases, will be shipped within 48 hours. Large orders may require additional time. Nissan Motorsports is not responsible for any "Rush" orders that may be delayed or do not arrive on time. All orders are shipped via FedEx. The FedEx standard method of shipment is ground. For expedited shipments please specify "overnight" or "second day air" when placing a "Rush" order.

### **PAYMENT**

---

We accept VISA, MasterCard, American Express and Discover. Our purchase minimum is \$25.00 U.S. We do not accept C.O.D. orders or "open account" orders. Orders will be billed 0-5 days after the order is processed. Applicable freight charges and any city, county and state taxes will be added at the time of billing. Nissan & Infiniti dealerships are billed directly on their Non-vehicle Account. Dealers need to provide a Purchase Order.

### **PARTS RETURNS**

---

Parts returns more than 30 days after purchase will not be accepted. Prior to returning any part(s), authorization from Nissan Motorsports Competition Parts must be received. All returned parts must be in saleable condition in the original box the part was received in, along with a copy of the original shipper document or invoice.

All NON-Dealer orders are sent on a "ship or cancel" basis, and are not returnable.

### **SUPERSEDED PARTS**

---

When a part number is superseded, the replacement will be shipped or backordered. The price of the replacement (superseded) part may differ from the original ordered part.

### **PRICES**

---

Retail prices are set by the individual selling dealers carrying the Nissan Motorsports Competition Parts line. Nissan North America, Inc. reserves the right to change published prices and specifications without prior notice. Invoices are established at prices in effect at the time of ordering.

### **PARTS WARRANTY**

---

Nissan Motorsports Competition parts are sold "as is" without any warranty whatsoever. Implied warranties of merchantability of fitness for a particular purpose are excluded. The entire risk of quality and performance for such parts is with the buyer. Should such parts prove defective following their purchase, the buyer, not the manufacturer, distributor or retailer assumes the entire cost of all necessary services or repairs. Nissan Motorsports Competition Parts and NISMO R-Tune parts are designed and intended for off-highway application only.

The Nissan vehicle and parts warranties are voided if the vehicle or part is used for competition or if they fail as a result of the modification.

**The installation of a Nissan Motorsports Competition part on a vehicle intended for use on public streets or highways may violate laws and regulations relating to motor vehicle safety standards or emission regulations.**

## **SERVICE MANUALS**

---

The purpose of this catalog is to provide a comprehensive listing of Motorsports and OE parts that will assist you in increasing the performance of your Nissan vehicle. As previously stated, this is not a "how-to" book; that is the function of the Nissan factory service manual. It is highly recommended that a genuine Nissan service manual be purchased prior to performing any work on your Nissan vehicle. These manuals can be purchased directly from:

**Service Technical Information Company**  
Clinton Township, MI 48036

**586.783.8404**  
**FAX: 586.307.3638**

## **SPECIAL ORDER PARTS**

---

We can special order parts from NISMO Japan as well as Nissan Motor Limited for any authorized Nissan dealership. These special ordered parts are "one-way" and non-returnable. Depending on availability of such special order parts, generally allow at least 6-8 weeks for delivery. Please contact one of our representatives for further information.



# Model Identification

## Z / ZX / ZXT SERIES

| Model  | MFG Date    | Model Code | Engine   |
|--------|-------------|------------|----------|
| 240Z   | 10/69>07/73 | S30        | L24      |
| 260Z   | 08/73>11/74 | S30        | L26      |
| 280Z   | 12/74>06/78 | S30        | L28E     |
| 280ZX  | 06/78>06/83 | S130       | L28E     |
| 280ZXT | 12/80>06/83 | S130       | L28ET    |
| 300ZX  | 07/83>02/89 | Z31        | VG30E    |
| 300ZXT | 07/83>12/88 | Z31        | VG30ET   |
| 300ZX  | 02/89>07/96 | Z32        | VG30DE   |
| 300ZXT | 07/89>07/96 | Z32        | VG30DETT |
| 350Z   | 06/02>11/06 | Z33        | VQ35DE   |
| 350Z   | 12/06>06/09 | Z33        | VQ35HR   |
| 370Z   | 10/08>      | Z34        | VQ37HR   |

## 1600 / 2000 ROADSTER

| Model | MFG Date    | Model Code | Engine |
|-------|-------------|------------|--------|
| 1600  | 05/65>00/70 | SPL311     | R16    |
| 2000  | 05/67>00/70 | SRL311     | U20    |

## 200SX / 240SX

| Model | MFG Date    | Model Code | Engine |
|-------|-------------|------------|--------|
| 200SX | 11/76>05/79 | S10        | L20B   |
| 200SX | 06/79>06/81 | S110       | Z20E   |
| 200SX | 07/81>05/83 | S110       | Z22E   |
| 200SX | 10/83>03/88 | S12        | CA20E  |
| 200SX | 01/84>06/86 | S12        | CA18ET |
| 200SX | 07/86>03/88 | S12        | VG30E  |
| 240SX | 07/88>07/90 | S13        | KA24E  |
| 240SX | 07/90>10/93 | S13        | KA24DE |
| 240SX | 02/94>06/98 | S14        | KA24DE |

## MAXIMA

| Model      | MFG Date    | Model Code | Engine |
|------------|-------------|------------|--------|
| 810 Maxima | 01/80>06/84 | 910        | L24E   |
| Maxima     | 07/84>08/88 | U11        | VG30E  |
| Maxima     | 08/88>02/94 | J30        | VG30E  |
| Maxima     | 02/94>03/99 | A32B       | VQ30DE |
| Maxima     | 04/99>06/01 | A33B       | VQ30DE |
| Maxima     | 06/01>12/02 | A33B       | VQ35DE |
| Maxima     | 01/03>05/08 | A34        | VQ35DE |
| Maxima     | 05/08>      | A35        | VQ35DE |

## ALTIMA / STANZA

| Model  | MFG Date    | Model Code | Engine |
|--------|-------------|------------|--------|
| Altima | 06/92>05/97 | U13U       | KA24DE |
| Altima | 06/97>07/01 | L30        | KA24DE |
| Altima | 08/01>10/06 | L31        | QR25DE |
| Altima | 08/01>10/06 | L31        | VQ35DE |
| Altima | 10/06>      | L32        | QR25DE |
| Altima | 10/06>      | L32        | VQ35DE |

## ALTIMA / STANZA (continued)

| Model        | MFG Date    | Model Code | Engine |
|--------------|-------------|------------|--------|
| Altima       | 10/06       | L32        | QR25DE |
| Altima       | 10/06>      | L32        | VQ35DE |
| Altima Coupe | 04/07>      | CL32       | QR25DE |
| Altima Coupe | 04/07       | CL32       | VQ35DE |
| Stanza       | 08/81>03/83 | T11        | CA20S  |
| Stanza       | 03/83>03/85 | T11        | CA20E  |
| Stanza       | 12/85>06/89 | T12        | CA20E  |
| Stanza       | 07/89>06/92 | U12        | KA24E  |

## SENTRA

| Model  | MFG Date    | Model Code | Engine |
|--------|-------------|------------|--------|
| Sentra | 02/82>08/83 | B11        | E15S   |
| Sentra | 08/83>12/85 | B11        | E16S   |
| Sentra | 01/86>06/88 | B12        | E16S/I |
| Sentra | 07/88>06/90 | B12        | GA16i  |
| Sentra | 08/90>10/94 | B13        | GA16DE |
| Sentra | 08/90>10/94 | B13        | SR20DE |
| Sentra | 11/94>12/99 | B14        | GA16DE |
| Sentra | 08/97>12/99 | B14        | SR20DE |
| Sentra | 01/00>09/06 | B15U       | QG18DE |
| Sentra | 01/00>08/01 | B15U       | SR20DE |
| Sentra | 10/01>09/06 | B15U       | QR25DE |
| Sentra | 09/06>      | B16U       | MR20DE |
| Sentra | 09/06>      | B16U       | QR25DE |

## PULSAR / NX / NX1600 / NX2000 / 200SX

| Model     | MFG Date    | Model Code | Engine |
|-----------|-------------|------------|--------|
| Pulsar    | 08/82>08/86 | N12        | E16S   |
| Pulsar    | 02/83>07/84 | N12        | E15T   |
| Pulsar NX | 09/86>06/88 | KN13       | E16i   |
| Pulsar NX | 07/88>03/90 | KN13       | GA16i  |
| Pulsar NX | 08/86>08/87 | KN13       | CA16DE |
| Pulsar NX | 01/88>03/90 | KN13       | CA18DE |
| NX1600    | 11/90>03/93 | B13        | GA16DE |
| NX2000    | 11/90>03/93 | B13        | SR20DE |
| 200SX     | 11/94>08/98 | B14        | GA16DE |
| 200SX     | 11/94>08/98 | B14        | SR20DE |

## 510 / 610 / 710

| Model | MFG Date    | Model Code | Engine |
|-------|-------------|------------|--------|
| PL510 | 10/67>00/73 | PL510      | L16    |
| 510   | 07/78>06/79 | A10        | L20B   |
| 510   | 07/79>00/81 | A10        | Z20S   |
| 610   | 07/72>07/73 | PL610      | L18    |
| 610   | 08/73>00/76 | PL610      | L20B   |
| 710   | 09/73>08/74 | 710        | L18    |
| 710   | 09/74>05/77 | 710        | L20B   |

# Model Identification, continued

## 210 / B210 / 1200 / VERSA

| Model       | MFG Date    | Model Code | Engine |
|-------------|-------------|------------|--------|
| 210         | 02/78>01/82 | B310       | A12A   |
| 210         | 02/78>01/82 | B310       | A14    |
| 210         | 07/78>01/82 | B310       | A15    |
| B210        | 07/73>08/74 | B210       | A13    |
| B210        | 09/74>01/78 | B210       | A14    |
| 1200        | 01/70>06/73 | B110       | A12    |
| Versa HB    | 05/06>      | C11X       | MR18DE |
| Versa Sedan | 12/06>06/11 | SC11X      | MR18DE |
| Versa Sedan | 06/11>      | N17X       | HR16DE |

## TRUCKS

| Model    | MFG Date    | Model Code | Engine   |
|----------|-------------|------------|----------|
| Truck    | 07/69>02/72 | 521        | L16      |
| Truck    | 03/72>09/73 | 620        | L16      |
| Truck    | 10/73>08/74 | 620        | L18      |
| Truck    | 09/74>05/79 | 620        | L20B     |
| Truck    | 06/79>06/80 | 720        | L20B     |
| Truck    | 07/80>10/82 | 720        | Z22S     |
| Truck    | 11/82>03/85 | 720        | Z24S     |
| Truck    | 01/83>10/85 | 720        | Z20S     |
| Truck    | 04/85>10/85 | 720        | Z24i     |
| Truck    | 11/85>08/89 | D21        | Z24i     |
| Truck    | 11/85>08/89 | D21        | VG30i    |
| Truck    | 08/89>08/97 | D21        | KA24E    |
| Truck    | 08/89>12/95 | D21        | VG30E    |
| Frontier | 09/97>09/04 | D22U       | KA24DE   |
| Frontier | 08/98>09/04 | D22U       | VG33E    |
| Frontier | 07/00>09/04 | D22U       | VG33E.SC |
| Frontier | 10/04>      | D40        | QR25DE   |
| Frontier | 10/04>      | D40        | VO40DE   |
| Titan    | 10/03>      | A60        | VK56DE   |

## PATHFINDER

| Model      | MFG Date    | Model Code | Engine |
|------------|-------------|------------|--------|
| Pathfinder | 07/86>08/89 | WD21       | Z24i   |
| Pathfinder | 07/86>08/89 | WD21       | VG30i  |
| Pathfinder | 08/89>09/95 | WD21       | VG30E  |
| Pathfinder | 10/95>07/04 | R50        | VG33E  |
| Pathfinder | 08/04>      | R51        | VQ40DE |
| Pathfinder | 08/07>      | R51        | VK56DE |
| Armada     | 08/03>      | TA60       | VK56DE |

## XTERRA

| Model  | MFG Date    | Model Code | Engine |
|--------|-------------|------------|--------|
| Xterra | 05/99>12/04 | WD22       | KA24DE |
| Xterra | 05/99>12/04 | WD22       | VG33E  |
| Xterra | 07/01>12/04 | WD22       | VG33ER |
| Xterra | 01/05>      | N50        | VQ40DE |

## INFINITI

| Model        | MFG Date    | Model Code | Engine  |
|--------------|-------------|------------|---------|
| G35 Sedan    | 01/02>06/07 | V35        | VQ35DE  |
| G35 Coupe    | 08/02>06/07 | CPV35      | VQ35DE  |
| G20          | 6/98-12/01  | P11        | SR20DE  |
| G20          | 07/90>05/98 | P10        | SR20DE  |
| M35          | 12/04>      | Y50        | VQ35DE  |
| M45          | 12/04>      | Y50        | VK45DE  |
| M45          | 07/02-12/04 | Y35        | VK45DE  |
| FX35         | 11/02>03/08 | S50        | VQ35DE  |
| FX45         | 11/02>03/08 | S50        | VK45DE  |
| FX35         | 03/08>      | S51        | VQ35HR  |
| FX50         | 03/08>      | S51        | VK50VE  |
| G35/37 Sedan | 08/06>      | V36        | VQ35HR  |
| G37 Coupe    | 06/07>      | CV36       | VQ37VHR |

## SKYLINE / GT-R

| Model        | MFG Date    | Model Code | Engine      |
|--------------|-------------|------------|-------------|
| Skyline      | 05/89>11/94 | R32        | RB20DE      |
| Skyline      | 05/89>11/94 | R32        | RB20DET     |
| Skyline      | 05/89>11/94 | R32        | RB25DE      |
| Skyline GT-R | 08/89>11/94 | R32        | RB26DETT    |
| Skyline      | 08/93>11/98 | R33        | RB25DE      |
| Skyline      | 08/93>11/98 | R33        | RB25DET     |
| Skyline GT-R | 01/95>11/98 | R33        | RB26DETT    |
| Skyline      | 05/98>08/02 | R34        | RB25DE      |
| Skyline      | 05/98>08/02 | R34        | RB25DET NEO |
| Skyline GT-R | 01/99>08/02 | R34        | RB26DETT    |
| GT-R         | 03/08>      | R35        | VR38DETT    |

## CUBE

| Model | MFG Date | Model Code | Engine |
|-------|----------|------------|--------|
| Cube  | 02/09>   | Z12        | MR18DE |

## JUKE

| Model | MFG Date | Model Code | Engine  |
|-------|----------|------------|---------|
| Juke  | 07/10>   | F15        | MR16DDT |



# Standard Abbreviations and Symbols

|                  |                             |
|------------------|-----------------------------|
| <b>2WD</b>       | Two Wheel Drive             |
| <b>4cyl</b>      | Four Cylinder Engine        |
| <b>4WD</b>       | Four Wheel Drive            |
| <b>4 x 4</b>     | Four Wheel Drive            |
| <b>12V</b>       | Twelve Valve Engine         |
| <b>16V</b>       | Sixteen Valve Engine        |
| <b>Adj</b>       | Adjustable                  |
| <b>ABS</b>       | Anti-lock Braking System    |
| <b>A/C</b>       | Air Conditioning            |
| <b>A/T</b>       | Automatic Transmission      |
| <b>Cam</b>       | Camshaft                    |
| <b>Cyl</b>       | Cylinder                    |
| <b>CR</b>        | Compression Ratio           |
| <b>Dia</b>       | Diameter                    |
| <b>Diff</b>      | Differential                |
| <b>DOHC</b>      | Dual Over Head Camshaft     |
| <b>Ea</b>        | Each                        |
| <b>ECU</b>       | Engine Control Unit         |
| <b>E/P</b>       | SCCA Race Class             |
| <b>Euro</b>      | European                    |
| <b>Exc</b>       | Except                      |
| <b>Exh</b>       | Exhaust                     |
| <b>FWD</b>       | Front Wheel Drive           |
| <b>GPH</b>       | Gallons Per Hour            |
| <b>GT2/3/4/5</b> | SCCA Race Class             |
| <b>H/D</b>       | Heavy Duty                  |
| <b>IC</b>        | Integrated Circuit          |
| <b>ID</b>        | Internal Diameter           |
| <b>Int</b>       | Intake                      |
| <b>IRS</b>       | Independent Rear Suspension |
| <b>IT</b>        | SCCA Improved Touring Class |
| <b>KC</b>        | King Cab Pickup             |
| <b>JDM</b>       | Japanese Domestic Market    |

|                  |  |
|------------------|--|
| <b>Lb(s)</b>     | Pound(s)                                     |
| <b>L/H</b>       | Left Hand Side                               |
| <b>L/S</b>       | Limited Slip Unit                            |
| <b>mm</b>        | Millimeter                                   |
| <b>M/T</b>       | Manual Transmission                          |
| <b>NML</b>       | Nissan Motor LTD (Japan)                     |
| <b>NNA</b>       | Nissan North America                         |
| <b>NISMO</b>     | Nissan Motorsports International LTD (Japan) |
| <b>NLA</b>       | No Longer Available                          |
| <b>OA</b>        | Overall                                      |
| <b>OD</b>        | Overall Diameter                             |
| <b>OE</b>        | Original Equipment                           |
| <b>P/S</b>       | Power Steering                               |
| <b>PSI</b>       | Pounds per Square Inch                       |
| <b>R/H</b>       | Right Hand Side                              |
| <b>RHD</b>       | Right Hand Drive                             |
| <b>R &amp; P</b> | Ring and Pinion                              |
| <b>RPM</b>       | Revolutions Per Minute                       |
| <b>RWD</b>       | Rear Wheel Drive                             |
| <b>SCCA</b>      | Sports Car Club of America                   |
| <b>Specs</b>     | Specifications                               |
| <b>SOHC</b>      | Single Over Head Camshaft                    |
| <b>Turbo</b>     | Turbocharger                                 |
| <b>VIN</b>       | Vehicle Identification Number                |
| <b>w/</b>        | With   |
| <b>w/o</b>       | Without                                      |



# NISSAN

*motorsports*

COMPETITION PARTS



| <b>SECTION ONE</b> | <b>Z / ZX / ZXT SERIES</b> |
|--------------------|----------------------------|
| 240Z               | 12                         |
| 260Z               | 12                         |
| 280Z               | 12                         |
| 280ZX / ZXT        | 16                         |
| 300ZX / ZXT        | 19                         |
| 350Z               | 29                         |
| 370Z               | 30                         |

| <b>SECTION TWO</b> | <b>ALTIMA/MAXIMA</b> |
|--------------------|----------------------|
| Altima             | 33                   |
| Maxima             | 34                   |

| <b>SECTION THREE</b> | <b>1600 / 2000 ROADSTER</b> |
|----------------------|-----------------------------|
| 1600                 | 36                          |
| 2000                 | 37                          |

| <b>SECTION FOUR</b> | <b>200SX / 240SX SERIES</b> |
|---------------------|-----------------------------|
| 200SX               | 40                          |
| 240SX               | 42                          |

| <b>SECTION FIVE</b> | <b>SKYLINE / GT-R</b> |
|---------------------|-----------------------|
| Skyline / GT-R      | 51                    |

| <b>SECTION SIX</b> | <b>SENTRA / 200SX<br/>NX1600 / NX2000 / PULSAR/NX</b> |
|--------------------|---|
| Sentra             | 54  |
| NX1600             | 54  |
| NX2000             | 54  |
| 200SX              | 56  |
| Pulsar NX          | 60  |

| <b>SECTION SEVEN</b> | <b>VERSA</b> |
|----------------------|--------------|
| Versa                | 63           |

| <b>SECTION EIGHT</b> | <b>JUKE</b> |
|----------------------|-------------|
| Juke                 | 65          |

| <b>SECTION SEVEN</b> | <b>510 / 610 / 710</b> |
|----------------------|------------------------|
| PL510                | 68                     |
| 510 / 610 / 710      | 70                     |

| <b>SECTION EIGHT</b> | <b>1200 / B210</b> |
|----------------------|--------------------|
| 1200                 | 76                 |
| B210                 | 77                 |

| <b>SECTION NINE</b> | <b>TRUCK / FRONTIER<br/>PATHFINDER / XTERRA / TITAN</b> |
|---------------------|---|
| Truck               | 80  |
| Frontier            | 85  |
| Pathfinder          | 86  |
| Xterra              | 86  |
| Titan               | 87  |

| <b>SECTION TEN</b> | <b>INFINITI</b> |
|--------------------|-----------------|
| G35 Sedan          | 90              |
| G35 Coupe          | 90              |
| G37 Coupe          | 91              |
| M35 / 45           | 91              |


| <b>SECTION ELEVEN</b> | <b>ALL AND VARIOUS PARTS</b> |
|-----------------------|------------------------------|
| All and Various parts | 92                           |

| <b>SECTION TWELVE</b> | <b>MISCELLANEOUS / APPAREL</b> |
|-----------------------|--------------------------------|
| Race Equipment        | 94                             |
| Books                 | 96                             |
| Apparel               | 98                             |

| <b>SECTION TWELVE</b>       | <b>ORDER FORMS</b> |
|-----------------------------|--------------------|
| Racer / Retailer Order Form | 100                |
| Dealer Order Form           | 104                |









# Z Series

# Model S30 240Z / 260Z / 280Z

Z / X / XT  
IXZ / XZ / Z

| PART NO.          | YEAR | QTY | DESCRIPTION  |
|-------------------|------|-----|--|
| <b>S30 ENGINE</b> |      |     |  |
| 11044-E4620       | ALL  | 1   | NISMO composite head gasket for L-Series. 85mm bore, 1.2mm compressed thickness.   |
| 11044-E4621       | ALL  | 1   | Head gasket for use with O-ring type head sealing above. L-Series 6-cylinder.  |
| 11044-E4623       | ALL  | 1   | NISMO head gasket for L-Series 91mm bore, 0.6mm compressed thickness.  |
| 12010-P7912       | ALL  | 6   | Flat top piston without valve reliefs; 86mm bore for L28, uses OE ring set.  |
| 99996-M1021       | ALL  | 1   | Ring set for forged piston 84mm bore L24.  |
| 12036-86G02*      | ALL  | 2   | 89.5mm piston ring set (4 sets per box) for above L-Series piston.   |
| 12010-Z2440       | ALL  | 6   | 90mm piston for L-Series engines.  |
| 12112-V5201       | ALL  | 12  | 9mm connecting rod nut, L-Series.  |
| 12111-22010       | ALL  | 12  | High performance rod bearing for L-Series engines, 0.0585" thickness.  |
| 12111-22011       | ALL  | 12  | High performance rod bearing for L-Series engines, 0.0588" thickness.  |
| 12111-22012       | ALL  | 12  | High performance rod bearing for L-Series engines, 0.0592" thickness.  |
| 12111-22013       | ALL  | 12  | High performance rod bearing for L-Series engines, 0.0580" thickness.  |
| 12216-22010       | ALL  | 4   | High performance main bearing upper or lower (#1, #7) for L-Series engines, 0.0714" thickness.                                     |
| 12216-22011       | ALL  | 4   | High performance main bearing upper or lower (#1, #7) for L-Series engines, 0.0718" thickness.                                     |
| 12216-22012       | ALL  | 4   | High performance main bearing upper or lower (#1, #7) for L-Series engines, 0.0722" thickness.                                     |
| 12216-22013       | ALL  | 2   | High performance main bearing upper (#1, #7) for L-Series engines, 0.0710" thickness.  |
| 12231-22010       | ALL  | 8   | High performance main bearing upper or lower (#2, #3, #5, #6) for L-Series engines, 0.0714" thickness.                             |
| 12231-22011       | ALL  | 8   | High performance main bearing upper or lower (#2, #3, #5, #6) for L-Series engines, 0.0718" thickness.                             |
| 12231-22012       | ALL  | 8   | High performance main bearing upper or lower (#2, #3, #5, #6) for L-Series engines, 0.0722" thickness.                             |
| 12231-22014       | ALL  | 8   | High performance main bearing upper or lower (#2, #3, #5, #6) for L-Series engines, 0.0707" thickness.                             |
| 12247-22011       | ALL  | 2   | High performance main bearing upper or lower (center) for L-Series engines, 0.0718" thickness.                                     |
| 13024-E4621       | ALL  | 1   | 8 position adjustable cam sprocket for L-Series. From -12° to +9° in 3° increments.  |
| 15010-A1115       | ALL  | 1   | High pressure NISMO oil pump, 90psi for L-Series 6-cylinder.   |
| 15133-22010       | ALL  | 1   | Oil pump pressure spring, outer. For all L-Series oil pumps. Use with OE inner spring or with 15133-E4600. Increases oil pressure. |
| 15133-E4620       | ALL  | 1   | Oil pump pressure spring, inner. For all L-Series oil pumps. Use with OE outer spring or with 15133-22010. Increases oil pressure. |
| 12247-22011       | ALL  | 2   | High performance main bearing upper or lower (center) for L-Series engines, 0.0718" thickness.                                     |
| 13024-E4621       | ALL  | 1   | 8 position adjustable cam sprocket for L-Series. From -12° to +9° in 3° increments.  |

| PART NO.    | YEAR | QTY | DESCRIPTION   |
|-------------|------|-----|---|
| 12247-22011 | ALL  | 2   | High performance main bearing upper or lower (center) for L-Series engines, 0.0718" thickness.  |
| 13024-E4621 | ALL  | 1   | 8 position adjustable cam sprocket for L-Series. From -12° to +9° in 3° increments.   |
| 15010-A1115 | ALL  | 1   | High pressure NISMO oil pump, 90psi for L-Series 6-cylinder.  |
| 15133-22010 | ALL  | 1   | Oil pump pressure spring, outer. For all L-Series oil pumps. Use with OE inner spring or with 15133-E4600. Increases oil pressure.  |
| 15133-E4620 | ALL  | 1   | Oil pump pressure spring, inner. For all L-Series oil pumps. Use with OE outer spring or with 15133-22010. Increases oil pressure.  |
| 32202-09500 | ALL  | 1   | Roller pilot bearing for L-Series, replaces OE bronze unit.   |
| 99996-E1032 | ALL  | 1   | L9-spec cam for L-Series, 290°/.490" race cam. Use .160" lash pads, comp valve springs and .150-.180 retainers when installing.   |
| 99996-E1036 | ALL  | 1   | L7-spec cam for L-Series, 270°/.475" high performance cam. Use .160" lash pads when installing.   |
| 99996-E1055 | ALL  | 1   | L3-spec cam for L-Series, 300°/.620" race cam. Use .280" lash pads, comp valve springs and .250-.340 retainers when installing.   |
| 99996-E1060 | ALL  | 1   | Competition crankshaft damper for the L-Series 4 and 6-cylinder engines. Features heat treated black anodized steel with heat and oil resistant elastomer. Designed to be used with the Z OE water pump (21010-P7589), water pump pulley (21051-E3202) alternator bracket (11710-E3000) and pulley. It will not allow the use of the air pump, A/C nor power steering. Requires special bolt/washer set (99996-E1065.) Fully SFI certified. |
|             |      |     |    |
| 99996-E1065 | ALL  | 1   | Bolt and washer to be used with above. Heat treated and roll-threaded to maintain the 105 ft-lbs of torque during assembly.   |
| 99996-E1131 | ALL  | 1   | Competition oil pan, 8 qt with trap door baffling, windage tray and special oil pick-up. For L-Series engines.  |
|             |      |     |   |
| 99996-E1135 | ALL  | 1   | Special oil pan gasket for above, L-Series 6-cylinder.  |
| 99996-E1044 | ALL  | 1   | Special header gasket for L24/L26.  |
| 99996-M1046 | ALL  | 8   | Competition valve spring, 280lb/in, OD 1.34"; coil bind at .970"; assembled height is 1.720" with a seat pressure of 120lb. Must use competition retainers below.   |
| 99996-M1050 | ALL  | 8   | Competition steel spring retainer for use with lash pads .150-.180.   |
| 99996-M1051 | ALL  | 8   | Competition steel spring retainer for use with lash pads .250-.340.   |
| 99996-M1052 | ALL  | 8   | Competition steel spring retainer for use with lash pads .190-.240.   |
| 99996-M1150 | ALL  | 8   | Competition aluminum spring retainer for use with lash pads .250-.340.  |


# Model S30 240Z / 260Z / 280Z

Z / ZX / ZXI

| PART NO.    | YEAR | QTY | DESCRIPTION   |
|-------------|------|-----|---|
| 99996-M1151 | ALL  | 8   | Competition aluminum spring retainer for use with lash pads .190-.240.                  |
| 99996-M1152 | ALL  | 8   | Competition aluminum spring retainer for use with lash pads .150-.180.                  |
| 99996-M1155 | ALL  | 8   | L-Series lash pad .150"   |
| 99996-M1160 | ALL  | 8   | L-Series lash pad .160"   |
| 99996-M1170 | ALL  | 8   | L-Series lash pad .170"   |
| 99996-M1180 | ALL  | 8   | L-Series lash pad .180"   |
| 99996-M1190 | ALL  | 8   | L-Series lash pad .190"   |
| 99996-M1200 | ALL  | 8   | L-Series lash pad .200"   |
| 99996-M1210 | ALL  | 8   | L-Series lash pad .210"   |
| 99996-M1220 | ALL  | 8   | L-Series lash pad .220"   |
| 99996-M1230 | ALL  | 8   | L-Series lash pad .230"   |
| 99996-M1240 | ALL  | 8   | L-Series lash pad .240"   |
| 99996-M1250 | ALL  | 8   | L-Series lash pad .250"   |
| 99996-M1260 | ALL  | 8   | L-Series lash pad .260"   |
| 99996-M1270 | ALL  | 8   | L-Series lash pad .270"   |
| 99996-M1280 | ALL  | 8   | L-Series lash pad .280"   |
| 99996-M1290 | ALL  | 8   | L-Series lash pad .290"   |
| 99996-M1300 | ALL  | 8   | L-Series lash pad .300"   |
| 99996-M1310 | ALL  | 8   | L-Series lash pad .310"   |
| 99996-M1320 | ALL  | 8   | L-Series lash pad .320"   |
| 99996-M1330 | ALL  | 8   | L-Series lash pad .330"   |
| 99996-M1030 | ALL  | 6   | SI stainless steel 43mm intake valve for L-Series.                                      |
| 99996-N1100 | ALL  | 6   | SI stainless steel 44mm intake valve for L-Series. Should be used with 44mm seat below. |
| 99996-N1121 | ALL  | 6   | 44mm valve seat for intake of L-Series.   |
| 99996-D1034 | ALL  | 6   | SI stainless steel 35mm exhaust valve for L-Series.                                     |

## TRANSMISSION

|             |     |   |  |
|-------------|-----|---|--|
| 99996-E3040 | ALL | 1 | 225mm race clutch disc with solid hub and bronze buttons, for S30 excluding 280Z 2+2 / S130 excluding turbo and 2+2. |
|-------------|-----|---|--|




|             |       |   |   |
|-------------|-------|---|---|
| 99996-E3045 | ALL   | 1 | 240mm race clutch disc with solid hub and bronze buttons for S30 280Z.  |
| 38433-RS610 | ALL   | 4 | R180 LSD replacement part; friction disc 1.9mm.   |
| 99996-1101G | 9/71- | 1 | Polyurethane bushings replace the OE rubber insulators on transmission mounting spring (240Z 9/71-) or the mount (260Z, 280Z/ZX). Includes 4 bushings with steel inserts. |



| PART NO.      | YEAR  | QTY | DESCRIPTION  |
|---------------|-------|-----|--|
| <b>BRAKES</b> |       |     |  |
| 99996-E7016M  | ALL   | 1   | Front Axxis Metal Master brake pad set.                        |
| 41060-HB169   | ALL   | 1   | Front Hawk 9012 Blue racing brake pad set.                     |
| 44070-A7610   | 8/76- | 2   | Aft brake shoe, Ferodo AM4.                                    |
| 44070-E7200   | -7/76 | 2   | Aft brake shoe, Ferodo AM4.                                    |
| 46200-22069   | ALL   | 1   | Stainless steel braided 4-wheel brake line kit, DOT compliant. |

**SUSPENSION**

|              |        |    |  |
|--------------|--------|----|--|
| 99996-ZCPLR  | ALL    | 1  | Solid steering coupler, for manual steering racks only.  |
| 54420-S30SB  | ALL    | 1  | Aluminum front strut brace.  |
| 55420-S30SB  | -11/74 | 1  | Aluminum rear strut brace, does NOT fit 280Z.  |
| 54444-78500  | -7/73  | 1  | Hard rubber steering rack bushing, R/H.  |
| 54444-N3501  | 8/73-  | 1  | Hard rubber steering rack bushing, R/H.  |
| 54445-78500  | -7/73  | 1  | Hard rubber steering rack bushing, L/H.  |
| 54445-N3501  | 8/73-  | 1  | Hard rubber steering rack bushing, L/H.  |
| 54617-E7210  | 9/74-  | 2  | 22mm replacement front sway bar bushing.   |
| 99996-1101G  | ALL    | 1  | Polyurethane transmission mount set.   |
| 99996-1102G  | ALL    | 1  | Polyurethane bushing set, differential mounting (mustache bar).  |
| 99996-3104G  | ALL    | 1  | Polyurethane bushing set, rear control arm.  |
| 99996-3106G  | ALL    | 1  | Polyurethane bushing set, front lower control arm.   |
| 99996-34SPCR | ALL    | 1  | Aluminum (.75") spacer set corrects the lower control arm angle when lowered to reduce bump steer. Fits between strut and lower control arm.                           |
| 99996-6104G  | ALL    | 2  | Polyurethane bump stop bushing.  |
| 99996-8120G  | ALL    | 2  | Heavy duty end link with bushing.  |
| 99996-EG800  | ALL    | 16 | Polyurethane sway bar end link bushing.  |
| 99996-TCKIT  | ALL    | 1  | Tension compression kit increases control by eliminating wander under braking. Includes Delrin bushings, aluminum cups, rubber boots, washers, gauge and instructions. |



|             |     |   |   |
|-------------|-----|---|---|
| 99996-ZCPLR | ALL | 1 | Hard plastic steering shaft coupler. Sharpens steering response, easy to install. |
|-------------|-----|---|---|

**BODY**

|                        |     |   |  |
|------------------------|-----|---|--|
| <b>NEW</b> 63805-E4100 | ALL | 1 | "Fairlady Z" side emblem 2-pack.                               |
|                        |     |   |  |
| 99996-70476            | ALL | 2 | 7" round European H4 headlight assembly, includes 55/60W bulb. |
| 99993-RN201            | ALL | 1 | "NISMO" emblem.  |



# Model S130 280ZX / 280ZXT

Z / ZX / ZXT

| PART NO.           | YEAR | QTY | DESCRIPTION  |
|--------------------|------|-----|--|
| <b>S130 ENGINE</b> |      |     |  |
| 11044-E4623        | ALL  | 1   | NISMO head gasket for L-Series 91mm bore, 0.6mm compressed thickness.  |
| 11044-E4621        | ALL  | 1   | Head gasket for use with O-ring type head sealing above. L-Series 6-cylinder.  |
| 12010-Z2440        | ALL  | 6   | 90mm piston for L-Series engines.  |
| 12111-22010        | ALL  | 12  | High performance rod bearing for L-Series engines, 0.0585" thickness.  |
| 12111-22012        | ALL  | 12  | High performance rod bearing for L-Series engines, 0.0592" thickness.  |
| 12111-22013        | ALL  | 12  | High performance rod bearing for L-Series engines, 0.0580" thickness.  |
| 12216-22010        | ALL  | 4   | High performance main bearing upper or lower (#1, #7) for L-Series engines, 0.0714" thickness.                                     |
| 12216-22011        | ALL  | 4   | High performance main bearing upper or lower (#1, #7) for L-Series engines, 0.0718" thickness.                                     |
| 12216-22012        | ALL  | 4   | High performance main bearing upper or lower (#1, #7) for L-Series engines, 0.0722" thickness.                                     |
| 12216-22013        | ALL  | 2   | High performance main bearing upper (#1, #7) for L-Series engines, 0.0710" thickness.  |
| 12231-22011        | ALL  | 8   | High performance main bearing upper or lower (#2, #3, #5, #6) for L-Series engines, 0.0718" thickness.                             |
| 12231-22014        | ALL  | 8   | High performance main bearing upper or lower (#2, #3, #5, #6) for L-Series engines, 0.0707" thickness.                             |
| 12247-22010        | ALL  | 2   | High performance main bearing upper or lower (center) for L-Series engines, 0.0714" thickness.                                     |
| 12247-22011        | ALL  | 2   | High performance main bearing upper or lower (center) for L-Series engines, 0.0718" thickness.                                     |
| 13024-E4621        | ALL  | 1   | 8 position adjustable cam sprocket for L-Series. From -12° to +9° in 3° increments.  |
| 13202-KA24N        | ALL  | 16  | Race exhaust valve, 31mm diameter, 6mm stem, for use with race spring and retainer KA24DE  |
| 13205-KA241        | ALL  | 16  | Race springs seat for use with race valve, KA24DE.   |
| 13209-KA241        | ALL  | 16  | Titanium retainer for use with race valve and spring, KA24DE.  |
| 13210-KA241        | ALL  | 16  | Pair of valve locks or collets for use with race valve and retainer, KA24DE.   |
| 15010-A1115        | ALL  | 1   | High pressure NISMO oil pump, 90psi for L-Series 6-cylinder.   |
| 15010-S8000        | ALL  | 1   | High volume oil pump for L-Series. 15% greater volume.   |
| 15133-22010        | ALL  | 1   | Oil pump pressure spring, outer. For all L-Series oil pumps. Use with OE inner spring or with 15133-E4600. Increases oil pressure. |
| 15133-E4620        | ALL  | 1   | Oil pump pressure spring, inner. For all L-Series oil pumps. Use with OE outer spring or with 15133-22010. Increases oil pressure. |
| 32202-09500        | ALL  | 1   | Roller pilot bearing for L-Series, replaces OE bronze unit.  |
| 99996-E1032        | ALL  | 1   | L9-spec cam for L-Series, .490"/290° race cam. Use comp valve springs and .150"-.180" retainers when installing.                   |
| 99996-E1036        | ALL  | 1   | L7-spec cam for L-Series, .475"/270° high performance cam. Use lash pads when installing.  |
| 99996-E1055        | ALL  | 1   | L3-spec cam for L-Series, .620"/300° race cam. Use lash pads, comp valve springs and .250"-.340" retainers when installing.        |

| PART NO.     | YEAR | QTY | DESCRIPTION  |
|--------------|------|-----|--|
| 99996-E1060  | ALL  | 1   | Competition crankshaft damper for the L-Series 4 and 6-cylinder engines. Features heat treated black anodized steel with heat and oil resistant elastomer. Designed to be used w/Z OE water pump (21010-P7589), water pump pulley (21051-E3202) alternator bracket (11710- E3000) & pulley. Will not allow use of the air pump, A/C nor power steering. Requires special bolt/washer set (99996-E1065.) Fully SFI certified. |
| 99996-E1065  | ALL  | 1   | Bolt and washer to be used with above. Heat treated and roll-threaded to maintain the 105 ft-lbs of torque during assembly.  |
| 99996-M1046  | ALL  | 8   | Competition valve spring, 280lb/in, OD 1.34"; coil bind at .970"; assembled height is 1.720" with a seat pressure of 120lb. Must use retainers below.  |
| 99996-M1050  | ALL  | 8   | Competition steel spring retainer for use with lash pads .150"-.180".  |
| 99996-M1051  | ALL  | 8   | Competition steel spring retainer for use with lash pads .250-.340".   |
| 99996-M1052  | ALL  | 8   | Competition steel spring retainer for use with lash pads .190-.240".   |
| 99996-M1150  | ALL  | 8   | Competition aluminum spring retainer for use with lash pads .250-.340".  |
| 99996-M1151  | ALL  | 8   | Competition aluminum spring retainer for use with lash pads .190-.240".  |
| 99996-M1152  | ALL  | 8   | Competition aluminum spring retainer for use with lash pads .150-.180".  |
| 99996-M1155  | ALL  | 8   | L-Series lash pad .150"  |
| 99996-M1160  | ALL  | 8   | L-Series lash pad .160"  |
| 99996-M1170  | ALL  | 8   | L-Series lash pad .170"  |
| 99996-M1180  | ALL  | 8   | L-Series lash pad .180"  |
| 99996-M1190  | ALL  | 8   | L-Series lash pad .190"  |
| 99996-M1200  | ALL  | 8   | L-Series lash pad .200"  |
| 99996-M1210  | ALL  | 8   | L-Series lash pad .210"  |
| 99996-M1220  | ALL  | 8   | L-Series lash pad .220"  |
| 99996-M1230  | ALL  | 8   | L-Series lash pad .230"  |
| 99996-M1240  | ALL  | 8   | L-Series lash pad .240"  |
| 99996-M1250  | ALL  | 8   | L-Series lash pad .250"  |
| 99996-M1260  | ALL  | 8   | L-Series lash pad .260"  |
| 99996-M1270  | ALL  | 8   | L-Series lash pad .270"  |
| 99996-M1280  | ALL  | 8   | L-Series lash pad .280"  |
| 99996-M1290  | ALL  | 8   | L-Series lash pad .290"  |
| 99996-M1300  | ALL  | 8   | L-Series lash pad .300"  |
| 99996-M1310  | ALL  | 8   | L-Series lash pad .310"  |
| 99996-M1320  | ALL  | 8   | L-Series lash pad .320"  |
| 99996-M1330  | ALL  | 8   | L-Series lash pad .330"  |
| 99996-N1044  | ALL  | 1   | Special header gasket for L28.   |
| 99996-D1034  | ALL  | 6   | SI stainless steel 35mm exhaust valve for L-Series.  |
| 99996-M1030  | ALL  | 6   | SI stainless steel 43mm intake valve for L-Series.   |
| 99996-N1100  | ALL  | 6   | SI stainless steel 44mm intake valve for L-Series. Should be used with 44mm seat   |
| 99996-N1121  | ALL  | 6   | 44mm valve seat for intake of L-Series.  |
| 12310-F1011  | ALL  | 1   | Aluminum flywheel, 6061-T6 with 1050 alloy steel, replaceable friction area. SFI certified. 225mm; 10 lbs. Excluding 280Z 2+2, S130 turbo, S130 2+2.   |
| 99996-1532ML | ALL  | 16  | Race valve spring for KA24DE.  |
| 99996-E3040  | ALL  | 1   | 225mm race clutch disc with solid hub and bronze buttons, for S30 excluding 280Z 2+2, S130 excluding turbo and 2+2.  |

# Model S130 280ZX / 280ZXT

Z / ZX / ZXT

| PART NO.    | YEAR  | QTY | DESCRIPTION   |
|-------------|-------|-----|---|
| 99996-E3045 | ALL   | 1   | 240mm race clutch disc with solid hub and bronze buttons, for S30 280Z 2+2, S130 turbo and 2+2.   |
| 38432-E4610 | ALL   | 4   | H180 clutch type LSD replacement part, friction plate, 1.7mm.   |
| 38433-RS610 | ALL   | 4   | H180 clutch type LSD replacement part, friction disc, 1.9mm.  |
| 38434-E4610 | ALL   | 4   | H180 clutch type LSD replacement part, screw.   |
| 38435-E4610 | ALL   | 2   | H180 clutch type LSD replacement part, spring plate, 1.7mm.   |
| 38436-E4610 | ALL   | 2   | H180 clutch type LSD replacement part, spring disc, 1.7mm.  |
| 38100-U3400 | ALL   | 1   | R180 ring and pinion, 4.111; 180mm OD, 115mm ID, 10mm bolt.   |
| 38433-RS610 | ALL   | 4   | R180 LSD replacement part; friction disc 1.9mm.   |
| 38435-E4610 | ALL   | 2   | R180 LSD replacement part; spring plate 1.7mm.  |
| 38436-E4610 | ALL   | 2   | R180 LSD replacement part; spring disc 1.7mm.   |
| 38433-N3211 | ALL   | 4   | R200 clutch type LSD replacement part, friction disc, 1.85mm.   |
| 38434-N3210 | ALL   | 4   | R200 clutch type LSD replacement part, screw.   |
| 38435-N3210 | ALL   | 2   | R200 clutch type LSD replacement part, spring plate, 1.75mm.  |
| 99996-1101G | ALL   | 1   | Polyurethane transmission mount set.  |
| 99996-1101G | 9/71- | 1   | Polyurethane bushings replace the OE rubber insulators on transmission mounting spring (240Z 9/71-) or the mount (260Z, 280Z/ZX). Includes 4 bushings with steel inserts. |

## BRAKES

|             |       |   |   |
|-------------|-------|---|---|
| 43206-R160L | -8/81 | 1 | Cross-drilled, OE size rotor, left rear.                |
| 43206-R160R | -8/81 | 1 | Cross-drilled, OE size rotor, right rear.               |
| 43206-R169L | 8/81- | 1 | Cross-drilled, OE size rotor, left front.               |
| 43206-R169R | 8/81- | 1 | Cross-drilled, OE size rotor, right front.              |
| 99996-ZCPLR | ALL   | 1 | Solid steering coupler, for manual steering racks only. |

## TRANSMISSION

|             |     |    |   |
|-------------|-----|----|---|
| 99996-6104G | ALL | 2  | Polyurethane bump stop bushing.         |
| 99996-EG800 | ALL | 16 | Polyurethane sway bar end link bushing. |
| 99996-R4351 | ALL | 1  | 7/8" rear sway bar kit.                 |

## SUSPENSION

|             |     |   |  |
|-------------|-----|---|--|
| 99996-ZCPLR | ALL | 1 | Hard plastic steering shaft coupler. Sharpens steering response, easy to install. Fits manual steering only. |
|-------------|-----|---|--|

## BODY

|             |     |   |  |
|-------------|-----|---|--|
| 63805-E4100 | ALL | 1 | "Fairlady Z" side emblem 2-pack.                               |
| 99996-70476 | ALL | 2 | 7" round European H4 headlight assembly, includes 55/60W bulb. |
| 99993-RN201 | ALL | 1 | "NISMO" emblem.  |





# Model Z31 300ZX / 300ZXT

Z / ZX / ZXT

**PART NO.      YEAR      QTY      DESCRIPTION**

**Z31  
 ENGINE**

|                        |     |   |   |
|------------------------|-----|---|---|
| 13001-07P80            | ALL | 1 | European spec camshaft for VG30ET; .392/264°. R/H.  |
| 13061-07P80            | ALL | 1 | European spec camshaft for VG30ET; .392/264°. L/H.  |
| 99996-V262J            | ALL | 1 | High performance camshaft set for VG30I, VG30E, VG33B; .430"/262°.                            |
| 99996-V1010            | ALL | 1 | Competition oil pump gear set. For continuous use over 7500 RPM; VG30E.                       |
| 99996-Z31KN            | ALL | 1 | K&N cone air filter kit for turbo and non-turbo Z31.  |
| <b>NEW</b> 21200-RS580 | ALL | 1 | NISMO performance thermostat - Opens at 62C(144F), Nissan OE thermostat opens at 76.5C(170F). |



**TRANSMISSION**



|              |       |   |  |
|--------------|-------|---|--|
| 99996-250DF1 | 9/86- | 1 | Centerforce dual friction 250mm clutch cover for all Z31 turbo from 9/86 on.                       |
| 99996-E3045  | ALL   | 1 | 240mm race clutch disc with solid hub & bronze buttons, for all Z31 non-turbo & Z31 turbo to 9/86. |
| 38432-N3210  | ALL   | 4 | R200 clutch type LSD replacement part, friction plate, 1.75mm                                      |
| 38433-N3210  | ALL   | 4 | R200 clutch type LSD replacement part, friction disc, 1.75mm.                                      |
| 38433-N3211  | ALL   | 4 | R200 clutch type LSD replacement part, friction disc, 1.85mm.                                      |
| 38434-N3210  | ALL   | 4 | R200 clutch type LSD replacement part, screw.  |
| 38435-N3210  | ALL   | 2 | R200 clutch type LSD replacement part, spring plate, 1.75mm.                                       |

**BRAKES**

|              |     |   |   |
|--------------|-----|---|---|
| 44060-HB262  | ALL | 1 | Rear Hawk 9012 Blue racing brake pad set. |
| 99996-R7010M | ALL | 1 | Front Axxis Metal Master brake pad set.   |

# Model Z32 300ZX / 300ZXT

Z / ZX / ZXT

| PART NO.  | YEAR  | QTY | DESCRIPTION   |
|---|-------|-----|---|
| <b>Z32</b>  |       |     |   |
| <b>ENGINE</b>   |       |     |   |
| 12111-VG003   | ALL   | 1   | Race coated rod bearing set RB30/RB30DET/V30/V30DETT STD 3.   |
| 12111-VG005   | ALL   | 1   | Race coated rod bearing set RB30/RB30DET/V30/V30DETT STD 5.   |
| 12207-VG000   | ALL   | 1   | Race coated rod bearing set SET VG30DE-VGDETT-STD 0.  |
| 12207-VG003   | ALL   | 1   | Race coated rod bearing set SET VG30DE/VG30DETT STD 3   |
| 99996-Z32AC   | ALL   | 1   | K&N cone air filter kit for turbo and non-turbo Z32.  |
| <b>NEW</b> 21200-RS580  | 89-96 | 1   | NISMO performance thermostat - opens at 62C(144F), Nissan OE thermostat opens at 76.5C(170F).   |
| <b>NEW</b> 16600-RR701  | 90-94 | 1   | NISMO high-flow fuel injectors - 555cc Side Feed - Requires ECU upgrade.  |
|    |       |     |   |
| <b>NEW</b> 16600-RR543  | 95-96 | 1   | NISMO high-flow fuel injectors - 555cc Side Feed - Requires ECU upgrade.  |
| <b>NEW</b> 16600-RR544  | 95-96 | 1   | NISMO fuel injectors - 740cc Side Feed - Requires ECU upgrade.  |
| <b>TRANSMISSION</b>   |       |     |   |
| 12310-Z3202   | ALL   | 1   | Aluminum flywheel, 6061-T6 with 1050 alloy steel, replicable friction area. SFI certified. 250mm; 11 lbs. Turbo only.                           |
| 12311-Z3202   | ALL   | 1   | Replacement friction plate kit for aluminum flywheel, all VG30DETT.   |
| 99996-E3045   | ALL   | 1   | 240mm 6-puck race disc, solid hub; VG30DE only.   |
| 34110-Z32SS   | ALL   | 1   | C's short shift kit for Z32, shortens throw by 35%.   |
| 38432-N9000   | ALL   | 2   | R200 (RS585A) clutch type LSD replacement part, friction plate, 1.75mm.   |
| <b>NEW</b> 30100-RS243US  | 90-96 | 1   | NISMO clutch disc (240mm) - Sprung center and composite lining. Requires OE throwout bearing.   |
| <b>BRAKES</b>   |       |     |   |
| 40206-05U02   | ALL   | 1   | R32 Skyline GTR right front brake rotor. Cross-drilled, 295mm x 32mm; requires use of Skyline caliper and removal of backing plate on Z32.      |
|  |       |     |   |
| 40206-05U03   | ALL   | 1   | R32 Skyline GTR left front brake rotor. Cross-drilled, 295mm x 32mm; requires use of Skyline caliper and removal of backing plate on Z32.       |
| 40206-05U10   | ALL   | 1   | R32 Skyline GT right front brake rotor. Plain (not drilled,) 295mm x 32mm; requires use of Skyline caliper and removal of backing plate on Z32. |
| 40206-05U11   | ALL   | 1   | R32 Skyline GT left front brake rotor. Plain (not drilled,) 295mm x 32mm; requires use of Skyline caliper and removal of backing plate on Z32.  |
| 41011-05U01   | ALL   | 1   | R32 Skyline GTR left front brake caliper.   |
| 43206-05U02   | ALL   | 1   | R32 Skyline GTR right rear brake rotor. Cross-drilled.  |
| 44060-HB179   | ALL   | 1   | Front Hawk 9012 Blue racing brake pad set.  |
| 46200-22073   | ALL   | 1   | Stainless steel braided 4-wheel brake line kit, DOT compliant.  |

| PART NO. | YEAR | QTY | DESCRIPTION |
|----------|------|-----|-------------|
|----------|------|-----|-------------|


### SUSPENSION

|             |     |   |   |
|-------------|-----|---|---|
| 54468-Z32TR | ALL | 2 | Adjustable tension rod with spherical bearing, eliminates caster changes due to bushing deflection. |
| 54610-50120 | ALL | 1 | 1-1/8" front sway bar kit.  |
| 56220-51100 | ALL | 1 | 13/16" rear sway bar kit.   |
| 99996-1108G | ALL | 1 | Polyurethane bushing set, differential mounting.  |
| 99996-3108G | ALL | 1 | Polyurethane bushing set, front lower control arm.  |
| 99996-7105G | ALL | 1 | Polyurethane bushing set, front tension rod.  |
| 99996-EG800 | ALL | 8 | Polyurethane sway bar end link bushing.   |

|                        |       |   |                           |
|------------------------|-------|---|---------------------------|
| <b>NEW</b> 54476-RS590 | 89-96 | 1 | NISMO tension rod bushing |
|------------------------|-------|---|---------------------------|

### BODY

|             |     |   |   |
|-------------|-----|---|---|
| 26010-VP126 | ALL | 1 | JDM HID Headlight assembly, R/H, wiring required. |
| 26060-VP126 | ALL | 1 | JDM HID Headlight assembly, L/H, wiring required. |
| 26160-40P00 | ALL | 2 | JDM fender side blinker lamp, amber. L or R.      |
| 26161-VP100 | ALL | 2 | Clear fender blinker lamp.                        |
| 26540-VP100 | ALL | 1 | JDM tail lamp center panel, "300ZX" in red.       |
| 26550-VP125 | ALL | 1 | JDM tail lamp assembly, red/clear, R/H.           |
| 26555-VP125 | ALL | 1 | JDM tail lamp assembly, red/clear, L/H.           |




|             |     |   |  |
|-------------|-----|---|--|
| 62022-VP125 | ALL | 1 | JDM special edition front fascia (bumper cover).   |
| 26120-VP126 | ALL | 1 | Front combo lamp for above, R/H.   |
| 26125-VP126 | ALL | 1 | Front combo lamp for above, L/H.   |
| 62040-VP100 | ALL | 1 | Front bumper bracket for above.  |
| 62094-VP100 | ALL | 1 | Front bumper spacer for above.   |
| 62254-VP100 | ALL | 1 | Mesh grille for above.   |
| 62292-VP100 | ALL | 1 | Front bumper retainer for above.   |
| 62318-VP100 | ALL | 4 | Clip for above, front fascia.  |
| 62684-VP100 | ALL | 1 | Intercooler air guide for above, R/H (turbo only).   |
| 62685-VP100 | ALL | 1 | Intercooler air guide for above, L/H (turbo only).   |
| 99032-VP125 | ALL | 1 | Accent stripe decal for above.   |
| 62310-50P00 | ALL | 1 | JDM center panel without front emblem depression.  |
| 62889-40P00 | ALL | 1 | "Z" hood emblem, silver on black. Is not a direct replacement on US models<br>Requires center panel 62310-50P00. |





# Model Z32 300ZX / 300ZXT

Z / ZX / ZXT

| PART NO.  | YEAR | QTY | DESCRIPTION  |
|---|------|-----|--|
| <b>BODY</b>   |      |     |  |
| 62889-46P00   | ALL  | 1   | "Z" hood emblem, gold on black. Is not a direct replacement on US models. Requires center panel 62310-50P00. |
| 62889-VP100   | ALL  | 1   | "Z" hood emblem, silver on red. Is not a direct replacement on US models. Requires center panel 62310-50P00. |
| 93094-30P01   | ALL  | 1   | "Fairlady Z" rear emblem, black.   |
| 93094-40P01   | ALL  | 1   | Nissan "Fairlady Z" JDM reflective decal with black background; left rear hatch.                             |
| 93094-VP100   | ALL  | 1   | Nissan "Fairlady Z" JDM 1999 special edition 300ZX reflective decal no back ground; left rear hatch.         |
| 93094-VP100   | ALL  | 1   | "Fairlady Z" rear emblem, silver.  |
| 96030-VP125   | ALL  | 1   | JDM special edition rear wing.   |
| B6120-40P00   | ALL  | 1   | Front turn signal, clear, R/H.   |
|  |      |     |  |
| B6125-40P00   | ALL  | 1   | Front turn signal, clear, L/H.   |
| G6852-VP130   | ALL  | 1   | JDM side skirt, 2+2, R/H.  |
| G6853-VP130   | ALL  | 1   | JDM side skirt, 2+2, L/H.  |
| G6856-VP130   | ALL  | 1   | JDM rear under bumper skirt extension, R/H.  |
| G6857-VP130   | ALL  | 1   | JDM rear under bumper skirt extension, L/H.  |
| J6030-Z32ZW   | ALL  | 1   | OE style twin turbo rear wing, uses stock bolt locations and third brake light (not included.)               |
| 99996-F2627   | ALL  | 1   | Whiteline front sway bar-H/Duty blade adjustable(27mm).  |
| 99996-KC331   | Z32  | 1   | Whiteline caster adj kit = radius rod bush (Z32).  |
| 99996-KC336   | Z32  | 1   | Whiteline front camber adj kit - upper c/arm (FZ32).   |
| 99996-KC347   | Z32  | 1   | Whiteline rear camber adj kit - upper c/arm (RZ32).  |
| 99996-KC349   | Z32  | 1   | Whiteline sub-frame align lock kit (Z32).  |
| 99996-KS204   | Z32  | 1   | Whiteline hydraulic hicas lock kit (Z32).  |
| 99996-R2522   | Z32  | 1   | Whiteline rear sway bar - heavy duty (22mm).   |
| 99993-RN201   | ALL  | 1   | "NISMO" emblem.  |



| PART NO.   | YEAR     | QTY | DESCRIPTION  |
|--|----------|-----|--|
| <b>Z33 ENGINE</b>  |          |     |  |
| 12063-VQ000  | ALL      | 1   | Thrust washer set VQ30/VQ35.   |
| 12111-VQ000  | ALL      | 1   | Race coated rod bearing set SET VQ35 STD 0.  |
| 12111-VQ003  | ALL      | 1   | Race coated rod bearing set SET VQ35 STD 3.  |
| 12111-VQ005  | ALL      | 1   | Race coated rod bearing set SET VQ35 STD 5.  |
| 12100-VQ350  | ALL      | 6   | Forged A-beam connecting rod for VQ35DE. Will not fit OE piston.   |
| 12200-4P121  | ALL      | 1   | VQ30DET crankshaft. 73.3mm stroke; 50mm rod journal. Used primarily for GT2 competition.   |
| 12100-VQ300  | ALL      | 6   | VQ30DET Carrillo racing connecting rods; for use with above crankshaft.  |
| 12207-VQ000  | ALL      | 1   | Race coated main bearing set SET VQ35 STD 0.   |
| 12207-VQ003  | ALL      | 1   | Race coated main bearing set SET VQ35 STD 3.   |
| 12207-VQ005  | ALL      | 1   | Race coated main bearing set SET VQ35 STD 5.   |
| 13203-RRZ30  | ALL      | 24  | VQ35 high lift valve springs.  |
| 15010-RRZ30  | ALL      | 1   | Competition oil pump with steel gears, VQ35DE.   |
| 15238-E1119  | ALL      | 1   | Spin-on adapter for remote oil filter location; can be used with an oil cooler. VQ35DE (Big).  |
| 15238-E1120  | ALL      | 1   | Oil cooler sandwich plate replaces factory heat exchanger and has ports to plumb in an oil cooler.   |
| 21200-RSZ30  | ALL      | 1   | Competition low-temp thermostat for VQ35 opens at 154F vs. 170F.   |
| 21300-RSZ33  | ALL      | 1   | Racing oil cooler kit, includes oil filter adapter, hoses, cooler, brackets and hardware. SCCA T2 legal.   |
| 21400-CDZ33  | ALL      | 1   | Aluminum racing radiator, SCCA T-2 legal<br>Nissan Motorsports grounding kit, includes 6 grounding wires and instructions, smoked clear heat shrink. Custom fit to Z33.  |
| 13203-RSZ3R  | ALL VQ35 | 1   | Motorsports Valve Spring.  |
| P3710-A6000  | ALL      | 1   | Bully Dog Power Pup. It's finally here! The Bully Dog Power Pup plug-in ECU reprogrammer allows user changes for fuel octane and other performance modifications. Updates and maps are downloadable via USB from the internet. Everything needed to reprogram one vehicle is included. |
|  |          |     |  |
| 15208-RN010  | 02       | 1   | JDM NISMO oil filter.  |
| 13020-VQHRK  | 07/08    | 4   | 2007-8 HR NISMO grind cam kit. Ground on new billets, micro polished, will work with stock. ECU. Includes 4 cams. +12 whp with no other mods. Needs our valve springs (13203-RSZ3R).   |
|  |          |     |  |
| 13020-VQRUK  | 05/06    | 4   | 2005-6 Rev UP NISMO grind cam kit. Ground on new billets, micro polished, will work with stock ECU. Includes 4 cams. +14 whp with no other mods.   |

# Model Z33 350Z

Z / ZX / ZT

NEW

NEW

NEW

NEW

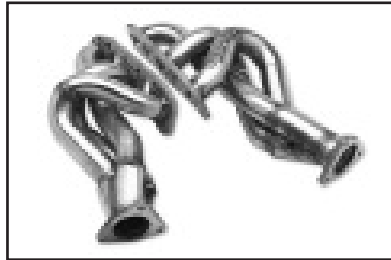
NEW

NEW

| PART NO. | YEAR | QTY | DESCRIPTION |
|----------|------|-----|-------------|
|----------|------|-----|-------------|

## Z33 ENGINE


|             |       |   |               |
|-------------|-------|---|---------------|
| 14002-RNZ35 | 03-06 | 1 | NISMO headers |
|-------------|-------|---|---------------|



|             |       |   |  |
|-------------|-------|---|--|
| 16576-RNZ38 | 07-09 | 1 | NISMO 350Z dual intake cold air intake |
|-------------|-------|---|--|



|             |       |   |  |
|-------------|-------|---|--|
| 16576-RNZ36 | 03-06 | 1 | NISMO 350Z single intake cold air intake |
|-------------|-------|---|--|



|               |       |   |                                     |
|---------------|-------|---|-------------------------------------|
| 49790-RSZ30US | 03-06 | 1 | NISMO power steering oil cooler kit |
|---------------|-------|---|-------------------------------------|



|             |       |   |                                       |
|-------------|-------|---|---------------------------------------|
| 16576-RNSP2 | 02-06 | 1 | NISMO replacement air bypass valve 3" |
|-------------|-------|---|---------------------------------------|

|             |       |   |                                 |
|-------------|-------|---|---------------------------------|
| 16576-RNSP4 | 02-06 | 1 | NISMO replacement air filter 3" |
|-------------|-------|---|---------------------------------|

## TRANSMISSION

|             |     |   |                            |
|-------------|-----|---|----------------------------|
| 46211-RSZ30 | ALL | 1 | NISMO braided clutch hose. |
|-------------|-----|---|----------------------------|

|             |     |   |  |
|-------------|-----|---|--|
| 38351-350DK | ALL | 1 | Finned aluminum differential cover kit, includes stud and breather tube. |
|-------------|-----|---|--|

|             |     |   |   |
|-------------|-----|---|---|
| 34101-Z3303 | ALL | 1 | Adjustable short shifter kit, 4 positions +20%, 0%, -20% and -40%. Adjustable while at a stop light! Easy to install. |
|-------------|-----|---|---|

|             |     |   |             |
|-------------|-----|---|-------------|
| 30210-RS230 | ALL | 1 | NISMO cover |
|-------------|-----|---|-------------|





|                  |       |  |  |
|------------------|-------|--|--|
| Multiple Part#'s | 03/06 |  | Tilton race flywheel and clutch kit 7.25 inch triple disc clutch tested to hold at 980 lbs.-ft. of torque. Flywheel is 7.5 lbs. Low inertia, perfect for big power time attack, drift and GT cars. Works with OEM crank signal for 350Z 2003-2006. |
|------------------|-------|--|--|

|             |     |   |  |
|-------------|-----|---|--|
| 12310-VQZ33 | ALL | 1 | Billet steel racing flywheel, for use with 7.25" dual disc clutch. |
|-------------|-----|---|--|



|             |     |   |            |
|-------------|-----|---|------------|
| 3010K-VQZ33 | ALL | 3 | Disc Pack. |
|-------------|-----|---|------------|




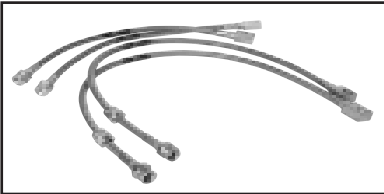
| PART NO.   | YEAR  | QTY | DESCRIPTION   |
|--|-------|-----|---|
| 3010K-VQZ33  | ALL   | 3   | Disc Pack.  |
|    |       |     |   |
| 3021K-VQZ33  | ALL   | 1   | Clutch Hub.   |
| 30223-VQZ33  | ALL   | 1   | Bolt Kit.   |
| 3050K-VQZ33  | ALL   | 1   | Throw out adapter.                                      |
| 3000S-VQHRA  | 2003+ | 1   | Clutch kit. 1200 kgf clamping load, 250mm diameter.     |
| 12310-VQHRA  | 07/08 | 1   | HR (VHR) Aluminum flywheel. 14lbs (20 pounds lighter!). |
| <b>NEW</b> 12310-RSZ30US   | 03-06 | 1   | NISMO lightweight flywheel, 8lbs. lighter than stock.   |
|   |       |     |   |
| <b>NEW</b> 30100-RS252US   | 03-06 | 1   | NISMO COPPERMIX clutch disc. (250mm)                    |
|  |       |     |   |
| <b>NEW</b> 46211-RSZ30   | 02-06 | 1   | NISMO Stainless steel clutch line.                      |
| <b>NEW</b> 38420-RS141   | 03-06 | 1   | NISMO Limited slip differential. Clutch type.           |
|  |       |     |   |

**BRAKES**

|             |     |   |  |
|-------------|-----|---|--|
| 46200-22Z33 | ALL | 1 | Stainless braided brake line kit, DOT compliant, fits both standard and Brembo brakes.   |
| 40206-Z33F2 | ALL | 1 | Two-piece, directional racing brake rotor set. Front; utilizes aluminum floating hats, replaces OE with Brembo only. Sold as pair. |
| 40206-RF000 | ALL | 1 | Replacement right front rotor only for above. Requires the use of 99996-89001 hardware kit.  |
| 40206-LF000 | ALL | 1 | Replacement left front rotor only for above. Requires the use of 99996-89001 hardware kit.   |

# Model Z33 350Z

Z / X / ZT


| PART NO.  | YEAR | QTY | DESCRIPTION   |
|---|------|-----|---|
| <b>BRAKES</b>   |      |     |   |
| 40206-Z33R2   | ALL  | 1   | Two-piece, directional racing brake rotor set. Rear; utilizes aluminum floating hats, replaces OE with Brembo only. Sold as pair.               |
| 43206-LR000   | ALL  | 1   | Replacement left rear rotor only for above. Requires the use of 99996-89001 hardware kit.   |
| 43206-RR000   | ALL  | 1   | Replacement right rear rotor only for above. Requires the use of 99996-89001 hardware kit.  |
| 99996-0960T   | ALL  | 1   | Set of 4 titanium shims for Brembo front calipers. Fits between caliper piston and brake pad to reduce heat transfer into fluid.                |
| 99996-89001   | ALL  | A/R | Rotor hardware kit for above. Bolts rotor ring to aluminum hat.   |
| 99996-Z3344   | ALL  | 1   | Touring 2 brake duct kit, includes installation hardware and hose. Cutting of OEM lower engine cover required to fit two NACA ducts (included.) |
| <b>NEW</b> 41060-Z33RP  | ALL  | 1   | Nissan Motorsports racing brake pads set, front   |
|    |      |     |   |
| <b>NEW</b> 44060-Z33RP  | ALL  | 1   | Nissan Motorsports racing brake pads set, rear  |
| <b>NEW</b> 41060-Z33TD  | ALL  | 1   | Nissan Motorsports track day brake pads set, front  |
| <b>NEW</b> 44060-Z33TD  | ALL  | 1   | Nissan Motorsports track day brake pads set, rear   |
| <b>NEW</b> 46200-23Z33  | ALL  | 1   | Nissan Motorsports steel braided brake line kits.   |
|  |      |     |   |

## SUSPENSION

|               |       |   |   |
|---------------|-------|---|---|
| 99996-65Z30US | ALL   | 1 | Race spring kit for Z33, for use with OE style dampers.   |
| 54541-RRZ30   | 03/06 | 4 | Hard rubber Front upper A arm bushing.  |
| 54560-RRZ30   | 03/06 | 2 | Hard rubber Front lower transverse link bushing.  |
| 55045-RRZ30   | 03/06 | 4 | Hard rubber Rear upper A arm bushing.   |
| 55148-RRZ30   | 03/06 | 2 | Hard rubber Rear radius rod (toe link) at hub bushing.  |
| 55149-RRZ30   | 03/06 | 2 | Hard rubber Rear radius rod (toe link) at body bushing.   |
| 55152-RRZ30   | 03/06 | 2 | Hard rubber Rear lower link (camber link) at hub bushing.   |
| 55153-RRZ30   | 03/06 | 2 | Hard rubber Rear lower link (camber link) at body bushing.  |
| 55158-RRZ30   | 03/06 | 2 | Hard rubber Rear lower control arm (spring arm) bushing.  |
| 56218-RRZ30   | 03/06 | 2 | Hard rubber Rear upper shock absorber bushing.  |
| 54618-Z1111   | ALL   | 1 | Adjustable drop link kit for front sway bar.  |
| 55618-Z1112   | ALL   | 1 | Adjustable drop link kit for rear sway bar.   |
| 56110-1011L   | ALL   | 1 | Racing Koni double-adjustable (rebound and compression are independent) left front shock. Two position lower spring seat; fits OE style springs.  |
| 56110-1011R   | ALL   | 1 | Racing Koni double-adjustable (rebound and compression are independent) right front shock. Two position lower spring seat; fits OE style springs. |

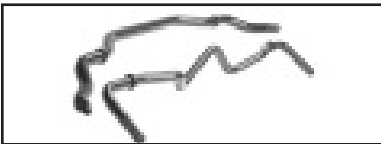
| PART NO.    | YEAR | QTY | DESCRIPTION  |
|-------------|------|-----|--|
| 56210-1012S | ALL  | 2   | Racing Koni double-adjustable (rebound and compression are independent) rear shock; fits OE style springs. |

|                        |     |   |  |
|------------------------|-----|---|--|
| <b>NEW</b> 5600S-SZ350 | ALL | 1 | 350Z Spec Z competition coil-over kit by KW. Includes 4 shocks and 4 springs and preload adjusters |
|------------------------|-----|---|--|



|                        |     |   |                            |
|------------------------|-----|---|----------------------------|
| <b>NEW</b> 54611-SZ350 | ALL | 1 | Front sway bar kit, Spec Z |
|------------------------|-----|---|----------------------------|

|                        |     |   |                           |
|------------------------|-----|---|---------------------------|
| <b>NEW</b> 56230-SZ350 | ALL | 1 | Rear sway bar kit, Spec Z |
|------------------------|-----|---|---------------------------|



|             |       |   |   |
|-------------|-------|---|---|
| 25900-33VDC | 03/06 | 1 | The Whiteline 350Z Black Box is a piggy-back control unit that allows full control of how the VDC (Vehicle Dynamic Control) system intervenes. The system has 5 presets or the user can customize one or all of them to his own settings. The user can add or subtract control of the front or rear wheels independently as well as how much VDC is active (from OEM to zero). Instructions and all wiring included. Perfect for the track day enthusiast. For 2003-2006 350Z equipped with VDC only. |
|-------------|-------|---|---|



|             |     |     |   |
|-------------|-----|-----|---|
| 99996-F3332 | Z33 | ALL | Whiteline front sway bar-h/duty blade adjustable (32mm).  |
| 99996-R3020 | Z33 | ALL | Whiteline rear sway bar-h/duty blade adjustable (20mm).   |
| 99996-W2994 | Z33 | ALL | Whiteline front subframe - mount Whiteline Front (F Z33). |

**BODY**

|             |       |   |   |
|-------------|-------|---|---|
| 26140-CD400 | 03/05 | 1 | Smoked amber reflector, right front bumper.   |
| 26145-CD400 | 03/05 | 1 | Smoked amber reflector, left front bumper.  |
| F2020-CF010 | ALL   | 1 | Version 2 front bumper, fiberglass construction, integrated front lip, includes grille and cold air duct. |



|             |     |   |   |
|-------------|-----|---|---|
| 76950-RNZ30 | ALL | 1 | Pair of JDM aluminum kick plates, NISMO logo. |
| 84895-CD40A | ALL | 1 | JDM "Fairlady Z" rear emblem.                 |









|             |     |   |                  |
|-------------|-----|---|------------------|
| 84896-JK20A | ALL | 1 | "350 GT" emblem. |
|-------------|-----|---|------------------|



# Model Z33 350Z

Z / ZX / ZT

| PART NO.  | YEAR  | QTY | DESCRIPTION  |
|---|-------|-----|--|
| <b>Z33 BODY</b>   |       |     |  |
| 99993-RN201   | ALL   | 1   | "NISMO" emblem.  |
|    |       |     |  |
| 18016-AB000   | ALL   | 1   | Aluminum pedal.  |
|    |       |     |  |
| B65E0-CF50A   | ALL   | 1   | JDM clear tail lamp kit with red LEDs.   |
|    |       |     |  |
| F2650-CF000   | 06+   | 1   | Carbon fiber-look front bumper apron cover. Fits over the painted area under the front grille opening. |
|   |       |     |  |
| F2650-Z3300   | 03/05 | 1   | Real carbon fiber front apron cover. Fits over lower nose center section. 2 sided tape pre-installed.  |
|  |       |     |  |
| H4930-CD000   | ALL   | 1   | JDM optional cargo net.  |
| <b>NEW</b> 32865-CD70A  | 03-09 | 1   | Tan leather shift knob   |
|  |       |     |  |
| <b>NEW</b> 63822-Z33RS  | 03-08 | 1   | Carbon fiber brake duct that mounts to upright. Hose not included.                                     |

# Model Z34 370Z

**PART NO.      YEAR      QTY      DESCRIPTION**

**Z34**

**ENGINE**

|                         |     |   |   |
|-------------------------|-----|---|---|
| 21300-SS370             | ALL | 1 | Nissan Motorsports oil cooler kit, comes complete with brackets and instructions. |
| 15208-RN010             | ALL | 1 | JDM NISMO oil filter.   |
| <b>NEW</b> 15010-RRZ3C1 | ALL | 1 | NISMO billet oil pump, VQ37VHR  |
| <b>NEW</b> 21410-370PW  | ALL | 1 | PWR racing radiator   |



**TRANSMISSION**

|                         |     |   |                                 |
|-------------------------|-----|---|---------------------------------|
| <b>NEW</b> 12310-RRZ3C1 | ALL | 1 | 370Z NISMO lightweight flywheel |
|-------------------------|-----|---|---------------------------------|




|                        |     |   |   |
|------------------------|-----|---|---|
| <b>NEW</b> 38420-SS370 | ALL | 1 | Wavetrac limited slip differential, gear type |
|------------------------|-----|---|---|

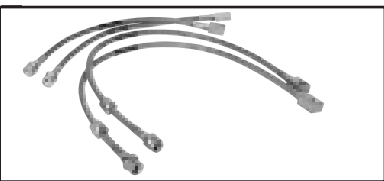


**BRAKES**

|                        |     |   |   |
|------------------------|-----|---|---|
| <b>NEW</b> 41060-Z34RP | ALL | 1 | Nissan Motorsports racing brake pads set, front |
| <b>NEW</b> 44060-Z34RP | ALL | 1 | Nissan Motorsports racing brake pads set, rear  |



|                        |     |   |   |
|------------------------|-----|---|---|
| <b>NEW</b> 46200-23Z34 | ALL | 1 | Nissan Motorsports steel braided brake line kits. |
|------------------------|-----|---|---|



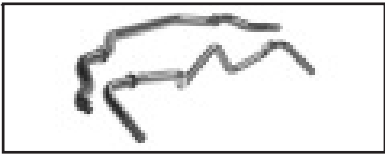
# Model Z34 370Z

Z / ZX / ZT


| PART NO. | YEAR | QTY | DESCRIPTION |
|----------|------|-----|-------------|
|----------|------|-----|-------------|

**SUSPENSION**

|            |             |     |   |  |
|------------|-------------|-----|---|--|
| <b>NEW</b> | 56230-SS370 | ALL | 1 | 25mm rear sway bar kit, 3 hole adjustments |
| <b>NEW</b> | 54611-SS370 | ALL | 1 | 35mm front sway bar kit, non-adjustible    |



|            |             |     |   |  |
|------------|-------------|-----|---|--|
| <b>NEW</b> | E4420-1EA00 | 09+ | 1 | NISMO 3-piece underbody chassis brace set. |
|------------|-------------|-----|---|--|



**BODY**

|             |     |   |                               |
|-------------|-----|---|-------------------------------|
| 84895-CD40A | ALL | 1 | JDM "Fairlady Z" rear emblem. |
|-------------|-----|---|-------------------------------|



|             |     |   |                  |
|-------------|-----|---|------------------|
| 84896-JK20A | ALL | 1 | "350 GT" emblem. |
|-------------|-----|---|------------------|




|             |     |   |                 |
|-------------|-----|---|-----------------|
| 99993-RN201 | ALL | 1 | "NISMO" emblem. |
|-------------|-----|---|-----------------|




|             |     |   |  |
|-------------|-----|---|--|
| B65E0-1EK00 | All | 1 | JDM clear LED tail lamp kit.                                     |
| E4420-1EA00 | All | 1 | Nismo 3 piece chassis brace kit.                                 |
| 38351-350DK | All | 1 | Aluminum finned diff cover kit.                                  |
| 12310-VQHRA | All | 1 | Aluminum flywheel, 14 lbs. (-20 lbs. from stock).                |
| 3000S-VQHRA | All | 1 | 250mm clutch kit, for use with 12310-VQHRA, 1200 kgf clamp load. |
| 25560-1EP0B | All | 1 | Stalk assembly for JDM rear fog light.                           |

|            |             |     |   |   |
|------------|-------------|-----|---|---|
| <b>NEW</b> | 41152-RTZ40 | ALL | 1 | NISMO carbon fiber brake duct inlet, NISMO 370Z bumper only, RH |
|------------|-------------|-----|---|---|

|            |             |     |   |   |
|------------|-------------|-----|---|---|
| <b>NEW</b> | 41153-RTZ40 | ALL | 1 | NISMO carbon fiber brake duct inlet, NISMO 370Z bumper only, LH |
|------------|-------------|-----|---|---|




|            |             |     |   |                              |
|------------|-------------|-----|---|------------------------------|
| <b>NEW</b> | 62851-RTZ40 | ALL | 1 | 370Z NISMO front mesh grille |
|------------|-------------|-----|---|------------------------------|







ALTIMA / MAXIMA



# Altima Maxima

# Model U11/U13U/L30/L31/L32 ALTIMA


**PART NO. YEAR QTY DESCRIPTION**

**U11 ENGINE**


|            |             |       |   |  |
|------------|-------------|-------|---|--|
| <b>NEW</b> | 21200-RS580 | 85-87 | 1 | NISMO performance thermostat - Opens at 62C(144F), Nissan OE thermostat opens at 76.5C (170F). |
|------------|-------------|-------|---|--|

**U13U ENGINE**

|            |               |       |   |   |
|------------|---------------|-------|---|---|
| <b>NEW</b> | 22670-RR580US | 93-97 | 1 | NISMO high-flow fuel pressure regulator - Adjustable to 10Ka/L/h with a 250m/sec flow rate. |
|------------|---------------|-------|---|---|



|  |             |       |   |  |
|--|-------------|-------|---|--|
|  | 21200-RS520 | 93-97 | 1 | NISMO performance thermostat - Opens at 62C(144F), Nissan OE thermostat opens at 76.5C (170F). |
|--|-------------|-------|---|--|



**L30 ENGINE**

|            |               |       |   |   |
|------------|---------------|-------|---|---|
| <b>NEW</b> | 22670-RR580US | 98-01 | 1 | NISMO high-flow fuel pressure regulator - Adjustable to 10Ka/L/h with a 250m/sec flow rate. |
|------------|---------------|-------|---|---|

|            |             |       |   |  |
|------------|-------------|-------|---|--|
| <b>NEW</b> | 21200-RS520 | 98-01 | 1 | NISMO performance thermostat - Opens at 62C(144F), Nissan OE thermostat opens at 76.5C (170F). |
|------------|-------------|-------|---|--|

**L30 BODY**

|            |                |         |   |  |
|------------|----------------|---------|---|--|
| <b>NEW</b> | 40300-RN905-SL | Various | 1 | NISMO LMX5 silver wheel. 18" x 7.5", 5 x 114.3, +40mm or +35mm offset. |
|------------|----------------|---------|---|--|

|            |                |         |   |   |
|------------|----------------|---------|---|---|
| <b>NEW</b> | 40300-RN905-DC | Various | 1 | NISMO LMX5 dark chrome wheel. 18" x 7.5", 5 x 114.3, +40mm or +35mm offset. |
|------------|----------------|---------|---|---|



**L31 ENGINE**

|            |             |       |   |  |
|------------|-------------|-------|---|--|
| <b>NEW</b> | 21200-RS520 | 98-01 | 1 | NISMO performance thermostat - Opens at 62C(144F), Nissan OE thermostat opens at 76.5C (170F). |
|------------|-------------|-------|---|--|

|            |             |       |   |  |
|------------|-------------|-------|---|--|
| <b>NEW</b> | 16576-RNSP1 | 01-06 | 1 | NISMO replacement air bypass valve 2.75" |
|------------|-------------|-------|---|--|

|            |             |       |   |                                    |
|------------|-------------|-------|---|------------------------------------|
| <b>NEW</b> | 16576-RNSP3 | 01-06 | 1 | NISMO replacement air filter 2.75" |
|------------|-------------|-------|---|------------------------------------|

|            |             |       |   |                       |
|------------|-------------|-------|---|-----------------------|
| <b>NEW</b> | 16576-RNL16 | 02-06 | 1 | NISMO cold air intake |
|------------|-------------|-------|---|-----------------------|

|            |             |       |   |                       |
|------------|-------------|-------|---|-----------------------|
| <b>NEW</b> | 16576-RNL25 | 02-06 | 1 | NISMO cold air intake |
|------------|-------------|-------|---|-----------------------|

**NEW L32 ENGINE**

|  |             |       |   |                       |
|--|-------------|-------|---|-----------------------|
|  | 16576-RNL35 | 07-08 | 1 | NISMO cold air intake |
|--|-------------|-------|---|-----------------------|




# Model U11/J30/A30/A32B/A33B/A34B MAXIMA

**PART NO. YEAR QTY DESCRIPTION**

**J30 ENGINE**

**NEW** 21200-RS580 88-94 1 NISMO performance thermostat - Opens at 62C(144F), Nissan OE thermostat opens at 76.5C (170F).



**J30 TRANSMISSION**

**NEW** 38420-RS426US 93-94 1 NISMO limited slip differential. Clutch type (RS5F50A Transaxle only).

**J30 BODY**

**NEW** 40300-RN905-SL Various 1 NISMO LMX5 silver wheel. 18" x 7.5", 5 x 114.3, +40mm or +35mm offset.

**NEW** 40300-RN905-DC Various 1 NISMO LMX5 dark chrome wheel. 18" x 7.5", 5 x 114.3, +40mm or +35mm offset.



ALTIMA / MAXIMA

**A32B ENGINE**

**NEW** 16576-RNA36 04-07 1 NISMO cold air intake.



**A32B TRANSMISSION**

**NEW** 38420-RS426US 94-99 1 NISMO limited slip Differential. Clutch type (RS5F50A Transaxle only).

**A33B ENGINE**

**NEW** 38420-RS426US 99-01 1 NISMO limited slip Differential. Clutch type (RS5F50A Transaxle only).

**A34 ENGINE**


**NEW** 16576-RNA36 04-07 1 NISMO cold air intake.

**1600/2000**

# Roadster

1600 / 2000 ROADSTER

# Model SPL311 1600 ROADSTER

| PART NO.  | YEAR | QTY | DESCRIPTION  |
|---|------|-----|--|
| <b>SPL311</b>   |      |     |  |
| <b>ENGINE</b>   |      |     |  |
| 12111-25510   | ALL  | 8   | High performance tri-metal rod bearing shells, for R16/U20.            |
| 32202-09500   | ALL  | 1   | Roller pilot bearing, replaces OE bronze unit, R16/U20.                |
| 99996-C1135   | ALL  | 1   | Special improved oil pan gasket for R16/U20.                           |
| <b>TRANSMISSION</b>   |      |     |  |
| 38432-N3210   | ALL  | 1   | H190 clutch type LSD replacement part, friction plate, 1.75mm.         |
| 38432-N9000   | ALL  | 1   | H190 clutch type LSD replacement part, friction plate grooved, 1.75mm. |
| 38433-N3210   | ALL  | 1   | H190 clutch type LSD replacement part, friction disc, 1.75mm.          |
| 38433-N3211   | ALL  | 1   | H190 clutch type LSD replacement part, friction disc, 1.85mm.          |
| 38434-N3210   | ALL  | 1   | H190 clutch type LSD replacement part, screw.                          |
| 38435-N3210   | ALL  | 1   | H190 clutch type LSD replacement part, spring plate, 1.75mm.           |
| 99996-D3040   | ALL  | 1   | 200mm race clutch disc with solid hub and bronze buttons, Roadster.    |
| <b>BRAKES</b>   |      |     |  |
| 44070-14600   | ALL  | 2   | Aft brake shoe, Ferodo AM4.  |
| 46200-22050   | ALL  | 1   | Stainless steel braided 4-wheel brake line kit, DOT compliant.         |
| <b>SUSPENSION</b>   |      |     |  |
| 99996-C5000   | ALL  | 1   | Rear HD suspension bushing kit includes 8 bushings and 4 spring pads.  |
| <b>BODY</b>   |      |     |  |
| 99996-70476   | ALL  | 2   | 7" round European H4 headlight assembly, includes 55/60 bulb.          |
| 99993-RN201   | ALL  | 1   | "NISMO" emblem.  |
|  |      |     |  |



# Model SRL311 2000 ROADSTER

| PART NO. | YEAR | QTY | DESCRIPTION |
|----------|------|-----|-------------|
|----------|------|-----|-------------|

## **SRL311 ENGINE**

|             |     |   |   |
|-------------|-----|---|---|
| 12111-25510 | ALL | 8 | High performance tri-metal rod bearing shells, for R16/U20. |
| 32202-09500 | ALL | 1 | Roller pilot bearing, replaces OE bronze unit, R16/U20.     |
| 99996-C1135 | ALL | 1 | Special improved oil pan gasket for R16/U20.                |

## **TRANSMISSION**

|             |     |   |  |
|-------------|-----|---|--|
| 38432-N3210 | ALL | 1 | H190 clutch type LSD replacement part, friction plate, 1.75mm.         |
| 38432-N9000 | ALL | 1 | H190 clutch type LSD replacement part, friction plate grooved, 1.75mm. |
| 38433-N3210 | ALL | 1 | H190 clutch type LSD replacement part, friction disc, 1.75mm.          |
| 38433-N3211 | ALL | 1 | H190 clutch type LSD replacement part, friction disc, 1.85mm.          |
| 38434-N3210 | ALL | 1 | H190 clutch type LSD replacement part, screw.                          |
| 38435-N3210 | ALL | 1 | H190 clutch type LSD replacement part, spring plate, 1.75mm.           |
| 99996-D3040 | ALL | 1 | 200mm race clutch disc with solid hub and bronze buttons, Roadster.    |

## **BRAKES**

|             |     |   |  |
|-------------|-----|---|--|
| 44070-14600 | ALL | 2 | Aft brake shoe, Ferodo AM4.                                    |
| 46200-22050 | ALL | 1 | Stainless steel braided 4-wheel brake line kit, DOT compliant. |

## **SUSPENSION**

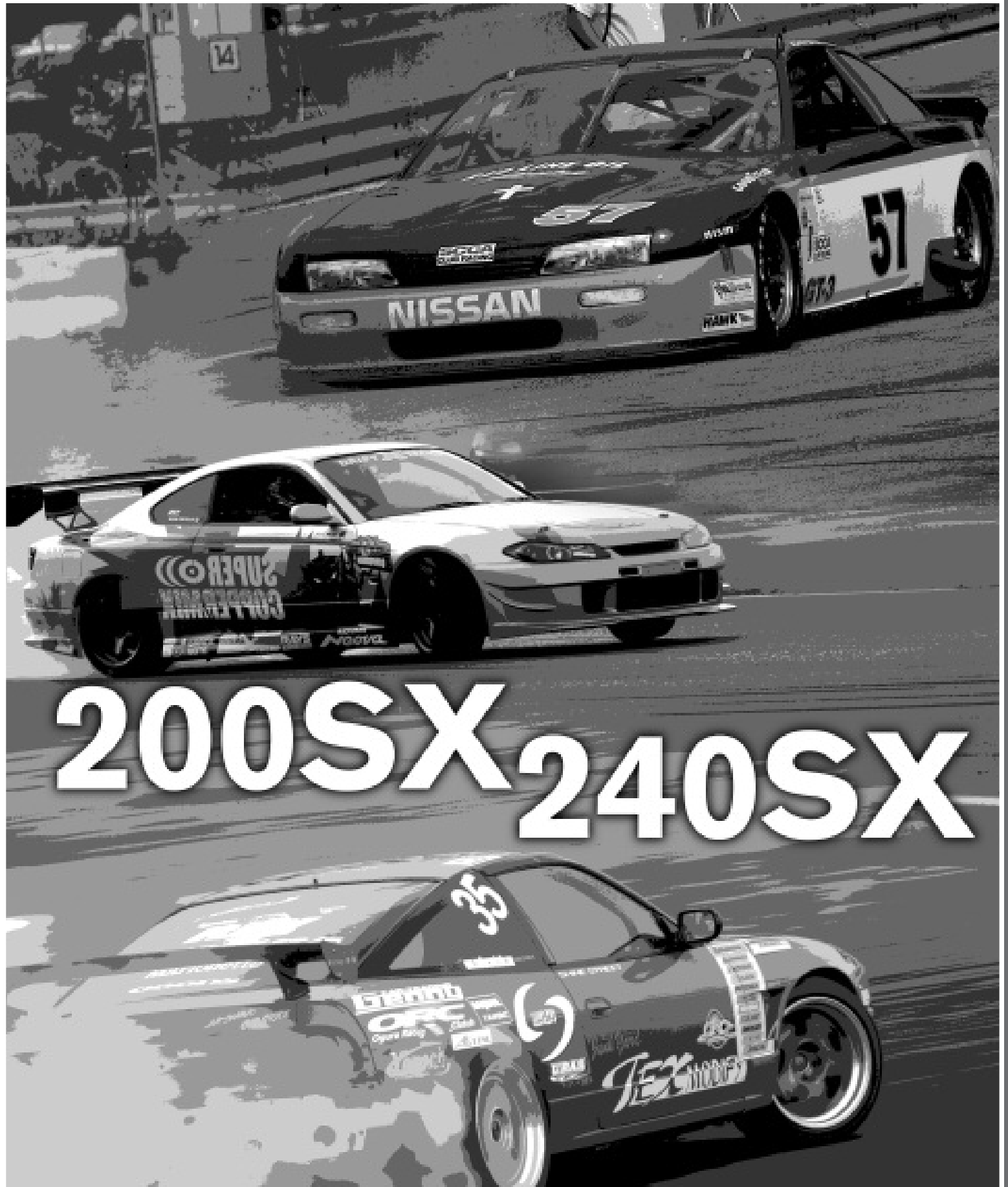
|             |     |   |   |
|-------------|-----|---|---|
| 99996-C5000 | ALL | 1 | Rear HD suspension bushing kit includes 8 bushings and 4 spring pads. |
|-------------|-----|---|---|

## **BODY**

|             |     |   |  |
|-------------|-----|---|--|
| 99996-70476 | ALL | 2 | 7" round European H4 headlight assembly, includes 55/60W bulb. |
| 99993-RN201 | ALL | 1 | "NISMO" emblem.  |











200SX / 240SX


# 200SX 240SX

# Model S12 200SX

| PART NO.  | YEAR   | QTY | DESCRIPTION  |
|---|--------|-----|--|
| <b>S12</b>  |        |     |  |
| <b>ENGINE</b>   |        |     |  |
| 12112-H1000*  | ALL    | 8   | CA connecting rod nut.   |
| 13001-07P80   | ALL    | 1   | European spec camshaft for VG30ET; .392"/264°. R/H.                          |
| 13001-21E83   | ALL    | 1   | Euro camshaft (.413"/256°) for CA18ET or CA20E.                              |
| 13061-07P80   | ALL    | 1   | European spec camshaft for VG30ET; .392"/264°. L/H.                          |
| 99996-V1010   | ALL    | 1   | Competition oil pump gear set. For continuous use over 7500 RPM; VG30E.      |
| <b>TRANSMISSION</b>   |        |     |  |
| 38436-E4610   | ALL    | 2   | R180 LSD replacement part; spring disc 1.7mm, CA20E only.                    |
| 38433-RS610   | ALL    | 4   | R180 LSD replacement part; friction disc 1.9mm, CA20E only.                  |
| 38435-E4610   | ALL    | 2   | R180 LSD replacement part; spring plate 1.7mm, CA20E only.                   |
| 38100-P6400   | -4/86  | 1   | R200 ring and pinion, 3.700; 200mm OD, 128mm ID, 10mm bolt. Turbo & V6 only. |
| 38432-N3210   | 8/85-  | 4   | R200 clutch type LSD replacement part, friction plate, 1.75mm, turbo or V6.  |
| 38433-N3210   | 8/85-  | 4   | R200 clutch type LSD replacement part, friction disc, 1.75mm, turbo or V6.   |
| 38433-N3211   | 8/85-  | 4   | R200 clutch type LSD replacement part, friction disc, 1.85mm, turbo or V6.   |
| 38434-N3210   | 8/85-  | 4   | R200 clutch type LSD replacement part, screw, turbo or V6.                   |
| 38435-N3210   | 8/85-  | 2   | R200 clutch type LSD replacement part, spring plate, 1.75mm, turbo or V6.    |
| <b>BRAKES</b>   |        |     |  |
| 44070-A7610   | -11/84 | 2   | Aft brake shoe, Ferodo AM4.  |
| 99996-R7010M  | ALL    | 1   | Front Axxis Metal Master brake pad set, V6.                                  |
| 99996-U7001M  | ALL    | 1   | Front Axxis Metal Master brake pad set, 4-cylinder.                          |
| <b>SUSPENSION</b>   |        |     |  |
| 54010-22F02   | ALL    | 1   | European spec right front spring. (166 lb/in).                               |
| 55020-22F02   | ALL    | 2   | European spec rear spring, for IRS only. (178 lb/in).                        |
| <b>BODY</b>   |        |     |  |
| 99993-RN201   | ALL    | 1   | "NISMO" emblem.  |
|  |        |     |  |

| PART NO.  | YEAR  | QTY | DESCRIPTION   |
|---|-------|-----|---|
| <b>S13 ENGINE</b>   |       |     |   |
| 11041-KA24D   | ALL   | 1   | CNC ported cylinder head, plain, KA24DE. As used in CORR and SCCA GT3.  |
|    |       |     |   |
| 11042-50F26   | ALL   | 1   | Upper gasket kit for JDM S13 SR20DET. Includes head gasket, valve cover gasket, spark plug opening gaskets, intake manifold gasket, exhaust manifold gasket, 16 valve stem seals, tension gasket, pick up o-ring. |
| 11044-50F01   | ALL   | 1   | Head gasket for JDM S13 SR20DET.  |
| 11044-RR540   | ALL   | 1   | NISMO metal head gasket for SR20DET. Rear wheel drive only (200/240SX) 87mm bore, compressed thickness of 0.5mm.  |
| 11110-52F10   | ALL   | 1   | Oil pan for S13 SR20DET.  |
| 11121-KA241   | -7/90 | 1   | Oil pan gasket, improved style; KA24E.  |
| A2010-75F60   | ALL   | 4   | Low compression pistons for SR20DET, from GTI-R 8.3:1 Uses stock ring set 12033-53J10.  |
| 12036-53F03   | -7/90 | 1   | Ring set for KA24E (89.5mm).  |
| 12038-KA243   | -7/90 | 1   | Ring set for above piston set; KA24E, 90mm.   |
| 12100-40FGT   | ALL   | 4   | KA24E racing H-beam connecting rod, GT3 171.4mm center-to-center length.  |
| 12100-65FGT   | ALL   | 4   | Carrillo racing connecting rod for KA24E and DE engines. 171.4mm length, small wrist pin (0.718"). Used for GT3 racing.   |
| 12100-KA24EP  | ALL   | 4   | KA24E racing H-beam connecting rod, EP 165.0mm center-to-center length. Good for use with aftermarket turbo and pistons.  |
| 12111-CA003   | ALL   | 1   | Race Coated Rod Bearing set CA18DET/CA18ET/CA20ET STD 3.  |
| 13020-40F00R4   | -7/90 | 1   | Camshaft for KA24E, 402"/270° intake and exhaust, race cam.   |
| 13020-40F00R5   | -7/90 | 1   | Camshaft for KA24E, 550"/288° intake 292°/.563" exhaust, hot race cam. Requires significant parts modification.   |
| 13020-40F00R6   | -7/90 | 1   | Camshaft for KA24E, 422"/248° intake 256°/.422" exhaust, mild performance cam.  |
| <b>NEW</b> 11220-RS540  | 89-94 | 1   | NISMO engine insulator mount - LH engine  |
| <b>NEW</b> 11210-RS540  | 89-94 | 1   | NISMO engine insulator mount - RH engine  |
| <b>NEW</b> 11320-RS541  | 89-94 | 1   | NISMO engine insulator mount - Transmission   |
| <b>NEW</b> 22670-RR580US  | 89-94 | 1   | NISMO high-flow fuel pressure regulator - Adjustable to 10Ka/L/h with a 250m/sec flow rate.   |
|  |       |     |   |
| <b>NEW</b> 21200-RS520  | 89-94 | 1   | NISMO performance thermostat - Opens at 62C(144F), Nissan OE thermostat opens at 76.5C(170F).   |
|  |       |     |   |

# Model S13 240SX


| PART NO.   | YEAR  | QTY | DESCRIPTION   |
|--|-------|-----|---|
| 99996-KA24D2   | ALL   | 1   | Camshaft set for KA24DE, 275° duration, hot race cam.   |
| 13201-KA24V  | ALL   | 16  | Race intake valve, 37mm diameter, 6mm stem, for use with race spring and retainer, Max valve lift is 0.435 inch, KA24DE.                |
| 13202-KA24N  | ALL   | 16  | Race exhaust valve, 31mm diameter, 6mm stem, for use with race spring and retainer KA24DE.  |
| 13202-KA24R  | -7/90 | 4   | 40mm stainless steel exhaust valve for KA24E.   |
| 13205-KA241  | ALL   | 16  | Race springs seat for use with race valve, KA24DE.  |
| 13209-KA241  | ALL   | 16  | Titanium retainer for use with race valve and spring, KA24DE.   |
| 13210-KA241  | ALL   | 16  | Pair of valve locks or collets for use with race valve and retainer, KA24DE.  |
| 14411-91F00  | ALL   | 1   | Turbo charger from JDM S15 Silvia SR20DET.  |
| 15043-40F00FL  | -7/90 | 1   | Bronze gear for KA24E which drives the oil pump and distributor. A must for sustained high RPM use. Must replace with spindle as a set. |
| 16175-25501  | -7/90 | 1   | Insulator gasket required for above.  |
| 99996-14342  | ALL   | 1   | Borla cat back exhaust system for S13; 2" diameter with 3" dual tips.   |
|  |       |     |   |
| 99996-14851  | ALL   | 1   | Borla competition cat back for S13, no pre muffler; 2" diameter.  |
| 99996-1532ML   | ALL   | 16  | Race valve spring for KA24DE.   |
| 99996-S13AC  | ALL   | 1   | K&N cone air filter kit for S13 with KA24E and KA24DE.  |
| 15208-RN010  | ALL   | 1   | JDM oil filter SR20DET.   |
| 13500-50F00  | ALL   | 1   | JDM oil pump SR20DET.   |
| B1010-52F01  | ALL   | 1   | JDM water pump SR20DET.   |
| 22448-50F01  | ALL   | 4   | JDM ignition coil SR20DET.  |
| 30620-RS520  | ALL   | 1   | JDM NISMO slave cylinder CA18DET, SR20DET.  |



**PART NO. YEAR QTY DESCRIPTION**

**TRANSMISSION**

|                        |       |   |  |
|------------------------|-------|---|--|
| 12311-240SX            | ALL   | 1 | Replacement friction plate kit for aluminum flywheel, all KA24.          |
| 12310-SRDET            | ALL   | 1 | Aluminum flywheel for all SR20DET equipped vehicles.                     |
| 99996-E3040            | ALL   | 1 | 225mm race clutch disc with solid hub and bronze buttons, for S13 & S14. |
| 99996-E3045            | ALL   | 1 | 240mm 6-puck race disc, solid hub; SR20DET only.                         |
| 30537-RS540            | ALL   | 1 | NISMO clutch pivot ball stud.  |
| 30620-RS520            | ALL   | 1 | NISMO clutch slave cylinder.   |
| 46211-RSS40            | ALL   | 1 | NISMO braided steel clutch hose.   |
| 38100-04M60            | ALL   | 1 | R200 ring and pinion, 4.364; 200mm OD, 128mm ID, 12mm bolt.              |
| 38432-N3210            | 8/85- | 4 | R200 clutch type LSD replacement part, friction plate, 1.75mm.           |
| 38433-N3210            | 8/85- | 4 | R200 clutch type LSD replacement part, friction disc, 1.75mm.            |
| 38433-N3211            | 8/85- | 4 | R200 clutch type LSD replacement part, friction disc, 1.85mm.            |
| 38434-N3210            | 8/85- | 4 | R200 clutch type LSD replacement part, screw.                            |
| 38435-N3210            | 8/85- | 2 | R200 clutch type LSD replacement part, spring plate, 1.75mm.             |
| <b>NEW</b> 38420-RS661 | 89-94 | 1 | NISMO limited slip differential. Clutch type.                            |



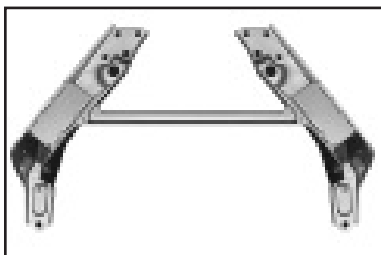
|                          |       |   |  |
|--------------------------|-------|---|--|
| <b>NEW</b> 30537-RS540   | ALL   | 1 | NISMO reinforced clutch release pivot - M10 x P1.5, 41mm.                                    |
| <b>NEW</b> 30100-RN225US | 89-94 | 1 | NISMO clutch dsc (225mm) - Sprung center and composite lining. Requires OE throwout bearing. |

**BRAKES**

|              |     |   |  |
|--------------|-----|---|--|
| 40206-R503L  | ALL | 1 | Cross-drilled, OE size rotor, left front. 4 bolt ABS only.     |
| 40206-R503R  | ALL | 1 | Cross-drilled, OE size rotor, right front. 4 bolt ABS only.    |
| 43206-R504L  | ALL | 1 | Cross-drilled, OE size rotor, left rear. 4 bolt ABS only.      |
| 43206-R504R  | ALL | 1 | Cross-drilled, OE size rotor, right rear. 4 bolt ABS only.     |
| 44060-HB262  | ALL | 1 | Rear Hawk 9012 Blue racing brake pad set.                      |
| 46200-22060  | ALL | 1 | Stainless steel braided 4-wheel brake line kit, DOT compliant. |
| 46200-22061  | ALL | 1 | Stainless steel braided 4-wheel brake line kit, DOT compliant. |
| 99996-D1148M | ALL | 1 | Front Axxis Metal Master brake pad set, non-ABS.               |
| 99996-D1167M | ALL | 1 | Front Axxis Metal Master brake pad set, ABS.                   |

**SUSPENSION**

|                          |       |   |  |
|--------------------------|-------|---|--|
| <b>NEW</b> 54480-RSS30US | 89-94 | 1 | NISMO power brace - designed to reduce movement of the tension/control arms during hard cornering. |
|--------------------------|-------|---|--|



# Model S13 240SX

| PART NO.    | YEAR | QTY | DESCRIPTION                                       |
|-------------|------|-----|---|
| 55420-S13SB | ALL  | 1   | Rear strut brace, S13.                            |
| 54444-RS520 | ALL  | 1   | Hard rubber steering rack bushing, R/H.           |
| 54445-RS520 | ALL  | 1   | Hard rubber steering rack bushing, L/H.           |
| 99996-7105G | ALL  | 1   | Polyurethane tension/compression rod bushing set. |
| 99996-EG800 | ALL  | 12  | Polyurethane sway bar end link bushing.           |

## BODY

|             |     |   |   |
|-------------|-----|---|---|
| B6550-60F00 | ALL | 1 | JDM Silvia 180SX RH tail lamp. Replacement for 99996-S13TL. |
| B6555-60F00 | ALL | 1 | JDM Silvia 180SX LH tail lamp. Replacement for 99996-S13TL. |
| K0810-60F00 | ALL | 1 | JDM Silvia "RPS13" optional center section for 99996-S13TL. |
| G3810-40F00 | ALL | 1 | JDM optional window visor kit.                              |
| 26540-47F00 | ALL | 1 | "180SX" tail lamp center panel, fits US S13 HB lamps.       |
| 65892-80F00 | ALL | 1 | JDM hood emblem, black badge with chrome "S".               |
| 65892-80F05 | ALL | 1 | JDM hood badge, chrome "S", red background.                 |



|             |     |   |  |
|-------------|-----|---|--|
| 65892-85F00 | ALL | 1 | JDM hood emblem, red "S" in lightning bolt shape from S15 Silvia.    |
| 78896-35F60 | ALL | 1 | Rear badge, from A's Silvia. "A Almighty" chrome with adhesive back. |
| 78896-71F60 | ALL | 1 | JDM rear emblem, yellow.   |
| 99099-35F01 | ALL | 1 | Silvia emblem, platinum.   |








|             |     |   |                       |
|-------------|-----|---|-----------------------|
| 99099-52F08 | ALL | 1 | Silvia, emblem, gold. |
| 99993-RN201 | ALL | 1 | "NISMO" emblem.       |





|             |     |   |                   |
|-------------|-----|---|-------------------|
| 65892-65F60 | ALL | 1 | Green "S" emblem. |
|-------------|-----|---|-------------------|



| PART NO.    | YEAR | QTY | DESCRIPTION  |
|-------------|------|-----|--|
| 65892-65F10 | ALL  | 1   | Green & Gold "S" emblem.   |
|             |      |     |                   |
| 78896-67F60 | ALL  | 1   | Green "QS" emblem.   |
|             |      |     |                   |
| 78896-67F10 | ALL  | 1   | Purple "QS" emblem.  |
|             |      |     |                   |
| 78896-38F60 | ALL  | 1   | "K'S" Club emblem.   |
|             |      |     |                  |
| 99996-S13TL | ALL  | 1   | JDM Silvia 180SX tail light kit, includes lamps, center panel, and lower panel.<br>Requires paint. |
|             |      |     |                 |


200SX / 240SX

# Model S14 240SX

| PART NO.  | YEAR  | QTY | DESCRIPTION   |
|---|-------|-----|---|
| <b>S14 ENGINE</b>   |       |     |   |
| 11041-KA24D   | 94+   | 1   | CNC ported cylinder head, plain, KA24DE. As used in CORR and SCCA GT3.  |
|    |       |     |   |
| 11042-69F26   | ALL   | 1   | Upper gasket kit for JDM S14 SR20DET. Includes head gasket, valve cover gasket, spark plug opening gaskets, intake manifold gasket, exhaust manifold gasket, 16 valve stem seals, tension gasket, pick up o-ring. |
| 11044-RR542   | ALL   | 1   | Metal head gasket 1.6mm compressed thickness for SR20DET.   |
| 11044-65F03   | ALL   | 1   | Head gasket for JDM S14 SR20DET.  |
| 11044-RR540   | ALL   | 1   | NISMO metal head gasket for SR20DET. Rear wheel drive only (Silvia). 87mm bore, compressed thickness of 0.5mm.  |
| 12063-SR000   | ALL   | 1   | Thrust washer set SR20DET.  |
| 12111-KA003   | ALL   | 1   | Race coated rod bearing set KA24E+DE 1989-2000.   |
| 12207-SRDT0   | ALL   | 1   | Race coated main bearing set SR20DET STD 0.   |
| 12207-SRDT3   | ALL   | 1   | Race coated main bearing set SR20DET STD 3.   |
| 12207-SRDT5   | ALL   | 1   | Race coated main bearing set SR20DET STD 5.   |
| 13201-KA24V   | ALL   | 16  | Race intake valve, 37mm diameter, 6mm stem, for use with race spring and retainer, Max valve lift is 0.435 inch, KA24DE.  |
| 13202-KA24N   | ALL   | 16  | Race exhaust valve, 31mm diameter, 6mm stem, for use with race spring and retainer KA24DE.  |
| 13205-KA241   | ALL   | 16  | Race springs seat for use with race valve, KA24DE.  |
| 13209-KA241   | ALL   | 16  | Titanium retainer for use with race valve and spring, KA24DE.   |
| 14004-S1495   | ALL   | 1   | High performance header for S14 with KA24DE, 4 into 2 into 1; ceramic coated.   |
| 14411-91F00   | ALL   | 1   | Turbocharger from JDM S15 Silvia SR20DET.   |
| 99996-1532ML  | ALL   | 16  | Race valve spring for KA24DE.   |
| 99996-KAML1   | 94+   | 1   | Dual-draft carburetor manifold, KA24DE.   |
| 14401-69F27   | ALL   | 1   | Turbo gasket kit for the S15 Silvia SR20DET.  |
| 15208-RN010   | ALL   | 1   | JDM NISMO oil filter SR20DET.   |
| 21010-65F27   | ALL   | 1   | JDM water pump SR20DET.   |
| 10101-69F25   | ALL   | 1   | JDM engine gasket kit SR20DET.  |
| 13500-69F00   | ALL   | 1   | JDM oil pump SR20DET.   |
| 30620-RS520   | ALL   | 1   | JDM NISMO slave cylinder CA18DET, SR20DET.  |
| 99996-S14AC   | ALL   | 1   | K&N cone air filter kit for S14 KA24DE.   |
| <b>NEW</b> 11220-RS540  | 94-98 | 1   | NISMO engine insulator mount - LH engine  |
| <b>NEW</b> 11210-RS540  | 94-98 | 1   | NISMO engine insulator mount - RH engine  |
| <b>NEW</b> 22670-RR580US  | 94-98 | 1   | NISMO high-flow fuel pressure regulator - Adjustable to 10Ka/L/h with a 250m/sec flow rate.   |
|  |       |     |   |

**PART NO. YEAR QTY DESCRIPTION**

**NEW** 21200-RS520 94-98 1 NISMO performance thermostat - Opens at 62C(144F), Nissan OE thermostat opens at 76.5C(170F).



**TRANSMISSION**

|             |       |   |  |
|-------------|-------|---|--|
| 12311-240SX | ALL   | 1 | Replacement friction plate kit for aluminum flywheel, all KA24.          |
| 12310-SRDET | ALL   | 1 | Aluminum flywheel for all SR20DET equipped vehicles.                     |
| 99996-E3040 | ALL   | 1 | 225mm race clutch disc with solid hub and bronze buttons, for S13 & S14. |
| 99996-E3045 | ALL   | 1 | 240mm 6-puck race disc, solid hub; SR20DET only.                         |
| 38100-04M60 | ALL   | 1 | R200 ring and pinion, 4.364; 200mm OD, 128mm ID, 12mm bolt.              |
| 38432-N3210 | 8/85- | 4 | R200 clutch type LSD replacement part, friction plate, 1.75mm.           |
| 38433-N3210 | 8/85- | 4 | R200 clutch type LSD replacement part, friction disc, 1.75mm.            |
| 38433-N3211 | 8/85- | 4 | R200 clutch type LSD replacement part, friction disc, 1.85mm.            |
| 38434-N3210 | 8/85- | 4 | R200 clutch type LSD replacement part, screw.                            |
| 38435-N3210 | 8/85- | 2 | R200 clutch type LSD replacement part, spring plate, 1.75mm.             |

**NEW** 30100-RN225US 95-98 1 NISMO Clutch Disc (225mm) - Sprung center and composite lining. Requires OE throwout bearing.

**NEW** 38420-RS661 94-98 1 NISMO limited slip differential. Clutch type.



**NEW** 30537-RS540 ALL 1 NISMO Reinforced Clutch Release Pivot - M10 x P1.5, 41mm.

**BRAKES**

|              |     |   |  |
|--------------|-----|---|--|
| 40206-R503L  | ALL | 1 | Cross-drilled, OE size rotor, left front. 4 bolt ABS only.     |
| 40206-R503R  | ALL | 1 | Cross-drilled, OE size rotor, right front. 4 bolt ABS only.    |
| 43206-R504L  | ALL | 1 | Cross-drilled, OE size rotor, left rear. 4 bolt ABS only.      |
| 43206-R504R  | ALL | 1 | Cross-drilled, OE size rotor, right rear. 4 bolt ABS only.     |
| 44060-HB262  | ALL | 1 | Rear Hawk 9012 Blue racing brake pad set.                      |
| 46200-22062  | ALL | 1 | Stainless steel braided 4-wheel brake line kit, DOT compliant. |
| 99996-D1148M | ALL | 1 | Front Axxis Metal Master brake pad set, non-ABS.               |
| 99996-D1167M | ALL | 1 | Front Axxis Metal Master brake pad set, ABS.                   |

**SUSPENSION**

**NEW** 53110-RSS40US 95-98 1 NISMO Coil Over Suspension Kit - Threaded Body, Billet Tops, Adjustable Damping, 8.0 Kg/mm Front, 2.0 Kg/mm Rear.

54444-RS520US ALL 1 Hard rubber steering rack bushing, R/H.






54445-RS540 ALL 1 Hard rubber steering rack bushing, L/H.

99996-1226S ALL 2 Koni rear shock, twin tube low pressure gas.

99996-7105G ALL 1 Polyurethane tension/compression rod bushing set.

99996-EG800 ALL 12 Polyurethane sway bar end link bushing.

# Model S14 240SX


| PART NO.  | YEAR | QTY | DESCRIPTION  |
|---|------|-----|--|
| <b>BODY</b>   |      |     |  |
| 62022-80F25   | ALL  | 1   | JDM Kouki front bumper, fits only with 97-98 headlamps and hood.                                 |
|    |      |     |  |
| 62310-80F00   | 97+  | 1   | JDM center grille surround, black.   |
| 65892-65F60   | ALL  | 1   | JDM Green Silvia hood emblem.  |
| 65892-80F00   | ALL  | 1   | JDM hood emblem, black badge with chrome "S".  |
| 65892-80F05   | ALL  | 1   | JDM hood badge, chrome S, red background.  |
|    |      |     |  |
| 65892-85F00   | ALL  | 1   | JDM hood emblem, red 'S' in lightning bolt shape from S15 Silvia.                                |
| 78896-35F60   | ALL  | 1   | Rear badge, from A's Silvia. "A Almighty" chrome with adhesive back.                             |
| 78896-71F60   | ALL  | 1   | JDM rear emblem, yellow.   |
| 85022-80F25   | ALL  | 1   | Kouki rear bumper.   |
| 96074-80F10   | ALL  | 1   | JDM S14 optional (K's) carbon fiber rear wing, adjustable center panel, requires side panel kit. |
| 96076-80F26   | ALL  | 1   | JDM carbon rear wing side panels, requires paint.  |
| 99099-35F01   | ALL  | 1   | Silvia emblem, platinum.   |
|  |      |     |  |
| 99099-52F07   | ALL  | 1   | Silvia emblem, silver.   |
| 99099-52F08   | ALL  | 1   | Silvia, emblem, gold.  |
| G3810-65F00   | ALL  | 1   | JDM optional window visor kit.   |
| 78896-38F20   | ALL  | 1   | Silver "K'S" emblem.   |
|  |      |     |  |
| 99993-RN201   | ALL  | 1   | "NISMO" emblem.  |
|  |      |     |  |
| 26010-75F25   | ALL  | 1   | RH Euro market glass headlights Zenki (95-96).   |
| 26060-75F25   | ALL  | 1   | LH Euro market glass headlights Zenki (95-96).   |

**PART NO. YEAR QTY DESCRIPTION**

**S15**

**ENGINE**

|                        |     |   |   |
|------------------------|-----|---|---|
| 14411-91F00            | ALL | 1 | S15 turbocharger, T28 ball bearing, fits all SR20DET. |
| 14445-79E00            | ALL | 1 | S15 turbo outlet gasket, 5 bolt.                      |
| 16600-91F00            | ALL | 4 | S15 injector, 444 CC, fits all SR20DET.               |
| 22448-91F00            | ALL | 4 | S15 ignition coil.                                    |
| 14036-75F00            | ALL | 1 | S15 metal exhaust header gasket, fits all SR20DET.    |
| 14401-69F27            | ALL | 1 | Turbo gasket kit for the S15 Silvia SR20DET.          |
| 30620-RS520            | ALL | 1 | JDM NISMO slave cylinder CA18DET, SR20DET.            |
| <b>NEW</b> 14411-91F00 | ALL | 1 | S15 Silvia Ball Bearing Turbo - Bolt-on Replacement   |



**BODY**

|             |     |   |  |
|-------------|-----|---|--|
| F2022-85FMA | ALL | 1 | S15 Spec R front bumper.                   |
| 62290-85F00 | ALL | 1 | S15 front bumper upper retainer.           |
| 62500-85F00 | ALL | 1 | S15 radiator support assembly.             |
| 63112-85F30 | ALL | 1 | S15 front fender, RH.                      |
| 63113-85F32 | ALL | 1 | S15 front fender, LH.                      |
| F5100-85FMM | ALL | 1 | S15 hood.                                  |
| 26010-85F25 | ALL | 1 | S15 RH headlight, std.                     |
| 26060-85F25 | ALL | 1 | S15 LH headlight, std.                     |
| 26010-85F26 | ALL | 1 | S15 RH headlight, HID.                     |
| 26060-85F26 | ALL | 1 | S15 LH headlight, HID.                     |
| 38220-4P060 | ALL | 1 | S15 Spec R RH side flange.                 |
| 38220-4P061 | ALL | 1 | S15 Spec R LH side flange.                 |
| 65892-85F00 | ALL | 1 | S15 "S" front emblem.                      |
| 84895-85F00 | ALL | 1 | S15 "Silvia" rear emblem.                  |
| 65892-85F00 | ALL | 1 | S15 Emblem-hood (char/red/lightning bolt). |
| 65892-85F01 | ALL | 1 | S15 Emblem-hood.                           |
| 65892-92F10 | ALL | 1 | S15 Emblem-hood (slvr/red/lightning bolt). |
| 26150-85F25 | ALL | 1 | JDM S15 foglights.                         |
| 26155-85F25 | ALL | 1 | JDM S15 foglights.                         |
| 78896-85F00 | ALL | 2 | Emblem-side rear (Spec-S char/blue).       |



|             |     |   |                                      |
|-------------|-----|---|--------------------------------------|
| 78896-85F01 | ALL | 2 | Emblem-side rear (Spec-S slvr/blue). |
| 78896-91F00 | ALL | 2 | Emblem (S15 Spec-R charcoal/red).    |
| 78896-91F01 | ALL | 2 | Emblem-side rear R.                  |
| 84895-85F00 | ALL | 1 | Emblem (S15).                        |
| 84895-85F01 | ALL | 1 | Emblem (S15 Silvia chrome).          |
| 26160-85F00 | ALL | 2 | Fender lamp left and right.          |
| K6020-85F50 | ALL | 1 | Aero bumper.                         |
| 99993-RN201 | ALL | 1 | "NISMO" emblem.                      |





# Skyline/GT-R

# Model R32/R33 SKYLINE / GT-R


| PART NO. | YEAR | QTY | DESCRIPTION |
|----------|------|-----|-------------|
|----------|------|-----|-------------|

**R32**  
**ENGINE**

|             |     |   |                                 |
|-------------|-----|---|---------------------------------|
| 13028-20P25 | ALL | 1 | OE Timing Belt, all RB engines. |
| 15010-79S06 | ALL | 1 | Oil pump, RB20DET.              |
| 21010-70TY5 | ALL | 1 | Water pump, RB20DET.            |
| 23731-08U00 | ALL | 1 | Crank position sensor, all RB.  |

**BODY**

|             |     |   |                          |
|-------------|-----|---|--------------------------|
| 63896-05U00 | ALL | 1 | Red / White "GT" emblem. |
| 13290-AB000 | ALL | 1 | Skyline "GTR" emblem.    |
| 99993-RN201 | ALL | 1 | "NISMO" emblem.          |



|             |     |   |                             |
|-------------|-----|---|-----------------------------|
| 62896-AA400 | ALL | 1 | "GT-R" front grille emblem. |
|-------------|-----|---|-----------------------------|

**R33**  
**ENGINE**

|             |     |   |  |
|-------------|-----|---|--|
| 10101-17U29 | ALL | 1 | Engine gasket set, For JDM RB25DET.                  |
| 11110-08U00 | ALL | 1 | Oil pan, RB25DET.                                    |
| 12111-RB000 | ALL | 1 | Race Coated Rod Bearing set RB25DET/RB26DETT STD 0.  |
| 12111-RB003 | ALL | 1 | Race Coated Rod Bearing set RB25DET/RB26DETT STD 3.  |
| 12111-RB005 | ALL | 1 | Race Coated Rod Bearing set RB25DET/RB26DETT STD 5.  |
| 12207-RB000 | ALL | 1 | Race Coated Main Bearing set RB25DET/RB26DETT STD 0. |
| 12207-RB003 | ALL | 1 | Race Coated Main Bearing set RB25DET/RB26DETT STD 3. |
| 12207-RB005 | ALL | 1 | Race Coated Main Bearing set RB25DET/RB26DETT STD 5. |
| 15010-21U01 | ALL | 1 | Oil pump, RB25DET.                                   |
| 21010-21U26 | ALL | 1 | Water pump, RB25DET.                                 |
| 23731-08U00 | ALL | 1 | Crank position sensor, all RB.                       |
| 11042-17U27 | ALL | 1 | Upper regrind gasket kit.                            |
| 15208-RN010 | ALL | 1 | JDM NISMO oil filter RB20E, RB20DET, RB26DETT.       |
| 30620-RS580 | ALL | 1 | JDM NISMO slave cylinder RB20DET, RB25DE.            |

**R33**  
**BODY**

|             |     |   |                 |
|-------------|-----|---|-----------------|
| 99993-RN201 | ALL | 1 | "NISMO" emblem. |
|-------------|-----|---|-----------------|



|             |     |   |                             |
|-------------|-----|---|-----------------------------|
| 62896-AA400 | ALL | 1 | "GT-R" front grille emblem. |
|-------------|-----|---|-----------------------------|

# Model R34/R35 SKYLINE / GT-R

SKYLINE / GT-R

| PART NO.          | YEAR | QTY | DESCRIPTION                           |
|-------------------|------|-----|---------------------------------------|
| <b>R34 ENGINE</b> |      |     |                                       |
| 13028-20P25       | ALL  | 1   | OE Timing Belt, all RB engines.       |
| 10101-24U28       | ALL  | 1   | Engine gasket set, RB26DETT.          |
| 11000-24U00       | ALL  | 1   | "GTR" N1 bare engine block, RB26DETT. |
| 13028-RSR45       | ALL  | 1   | NISMO timing belt, Kevlar, all RB.    |
| 15010-24U01       | ALL  | 1   | Oil pump, N1 "GTR", RB26DETT.         |
| 21010-24U27       | ALL  | 1   | Water pump, N1 "GTR", RB26DETT.       |
| 23731-08U00       | ALL  | 1   | Crank position sensor, all RB.        |
| 13270-58S01       | ALL  | 1   | Valve cover gasket (right).           |
| 13270-58S11       | ALL  | 1   | Valve cover gasket (left).            |

## BODY

|             |     |   |                                  |
|-------------|-----|---|----------------------------------|
| 62896-AA400 | ALL | 1 | Front grill emblem, "GTR".       |
| 84896-AA400 | ALL | 1 | Rear trunk emblem, "GTR".        |
| 63896-AA400 | ALL | 1 | RH side emblem, "GT" red/silver. |
| 63897-AA400 | ALL | 1 | LH side emblem, "GT" red/silver. |
| 99993-RN201 | ALL | 1 | "NISMO" emblem.                  |



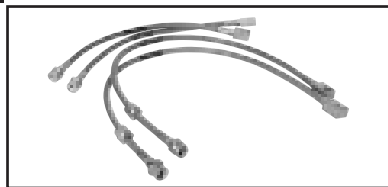
## R35 ENGINE

|            |             |     |   |   |
|------------|-------------|-----|---|---|
| <b>NEW</b> | 14483-T9202 | ALL | 1 | GFB Response recirculation/bypass valves for R35 GT-R. Adjustable between atmosphere and recirc, drop in replacement. |
| <b>NEW</b> | 21410-P6256 | ALL | 1 | PWR racing radiator   |




## BRAKES

|            |             |     |   |   |
|------------|-------------|-----|---|---|
| <b>NEW</b> | 46200-23R35 | ALL | 1 | Steel braided brake line kit                    |
| <b>NEW</b> | 41060-R35RP | ALL | 1 | Nissan Motorsports racing brake pads set, front |
| <b>NEW</b> | 44060-R35RP | ALL | 1 | Nissan Motorsports racing brake pads set, rear  |



## BODY

|             |     |   |                           |
|-------------|-----|---|---------------------------|
| 26550-JF05A | ALL | 1 | Rear clear corner right.  |
| 26555-JF05A | ALL | 1 | Rear clear corner left.   |
| 26160-JF00C | ALL | 1 | Front clear corner right. |
| 26165-JF00C | ALL | 1 | Front clear corner left.  |
| 99993-RN201 | ALL | 1 | "NISMO" emblem.           |



# Sentra Pulsar



SENTRA / PULSAR

# Model B11/B12/13 SENTRA / 200SX / NX1600 / NX2000 / PULSAR / NX

SENTRA / PULSAR

| PART NO. | YEAR | QTY | DESCRIPTION |
|----------|------|-----|-------------|
|----------|------|-----|-------------|

**B11  
ENGINE**

|              |     |   |   |
|--------------|-----|---|---|
| 12109-H1001* | ALL | 8 | E-Series connecting rod bolt.   |
| 12112-H1000* | ALL | 8 | E-Series connecting rod nut.  |
| 13204-M0820  | ALL | 8 | E-Series competition inner valve spring; works with OE outer spring. Machine step in the head to fit with seat below. |
| 13205-H2300  | ALL | 8 | E-Series competition spring seat. Head machining required to fit.   |

**BODY**

|             |     |   |                 |
|-------------|-----|---|-----------------|
| 99993-RN201 | ALL | 1 | "NISMO" emblem. |
|-------------|-----|---|-----------------|

**B12  
ENGINE**

|              |     |   |   |
|--------------|-----|---|---|
| 12109-H1001* | ALL | 8 | E-Series connecting rod bolt.   |
| 12112-H1000* | ALL | 8 | E-Series connecting rod nut.  |
| 13204-M0820  | ALL | 8 | E-Series competition inner valve spring; works with OE outer spring. Machine step in the head to fit with seat below. |
| 13205-H2300  | ALL | 8 | E-Series competition spring seat. Head machining required to fit.   |

**BODY**


|             |     |   |                 |
|-------------|-----|---|-----------------|
| 99993-RN201 | ALL | 1 | "NISMO" emblem. |
|-------------|-----|---|-----------------|

**B13  
ENGINE**


|              |         |   |  |
|--------------|---------|---|--|
| 11044-8H600  | 91-2001 | 1 | SR20VE metal head gasket from the JDM P12 20V.   |
| A2010-1N560  | ALL     | 4 | High compression piston from SR16VE N1, 86mm; fits all SR20DE.                                       |
| 12033-2J210  | ALL     | 1 | Piston ring set for above.   |
| 12111-SR000  | ALL     | 1 | Race Coated Rod Bearing set SR20DE 17MM STD 0.   |
| 12111-SR003  | ALL     | 1 | Race Coated Rod Bearing set SR20DE 17MM STD 3.   |
| 12111-SR005  | ALL     | 1 | Race Coated Rod Bearing set SR20DE 17MM STD 5.   |
| 12207-SR000  | ALL     | 1 | Race Coated Main Bearing set SR20DE STD 0.   |
| 12207-SR003  | ALL     | 1 | Race Coated Main Bearing set SR20DE STD 3.   |
| 12207-SR005  | ALL     | 1 | Race Coated Main Bearing set SR20DE STD 5.   |
| A0210-75F60  | ALL     | 4 | Low compression pistons for SR20DET, from GTI-R 8.3:1<br>Uses stock ring set 12033-53J10.            |
| 12033-60J22  | ALL     | 1 | Ring set for above pistons, SR20DE.  |
| 12293-54C00  | ALL     | 1 | Heavy duty main bearing cap bolts for all SR20 engines. 22% stronger than OE; torque to 62-84 ft-lb. |
| 13020-54C00  | ALL     | 1 | Stock intake camshaft for the SR20DET .394"/248°.  |
| 13020-54C11  | ALL     | 1 | Stock exhaust camshaft for the SR20DET .394"/248°.   |
| 13020-SR20S3 | ALL     | 1 | Camshaft set with .442"/260° high performance for the SR20DE; improves mid-range.                    |

# Model B13 SENTRA / 200SX / NX1600 / NX2000 / PULSAR / NX


| PART NO.     | YEAR | QTY | DESCRIPTION  |
|--------------|------|-----|--|
| 13220-RR450  | ALL  | 1   | NISMO rocker arm stoppers for SR20DE and SR20DET.  |
| 14004-B1391  | ALL  | 1   | High performance header for B13 with SR20DE, 4 into 2 into 1; ceramic coated.                    |
| 14004-54C00  | ALL  | 1   | GTI-R turbo exhaust manifold, SR20DET.   |
| 14411-54C00  | ALL  | 1   | GTI-R turbocharger for SR20DET.  |
| 14440-54C00  | ALL  | 1   | GTI-R turbo down pipe, SR20DET.  |
| 14415-17M00* | ALL  | 1   | GTI-R turbo gasket; exhaust manifold to turbo; SR20DET.  |
| 14441-54C00  | ALL  | 1   | GTI-R down pipe heat shield, SR20DET.  |
| 14445-26E00  | ALL  | 1   | GTI-R turbo gasket; turbo outlet to down pipe; SR20DET.  |
| 15238-E1118  | ALL  | 1   | Spin-on adapter for remote oil filter location; can be used with an oil cooler. SR20DET (Small). |
| 16590-54C00  | ALL  | 1   | GTI-R exhaust heat shield, SR20DET.  |
| 20691-58E01  | ALL  | 1   | GTI-R gasket, down pipe to exhaust.  |
| 01121-04871  | ALL  | 5   | GTI-R heat shield bolts, SR20DET.  |
| 11221-RS230  | ALL  | 1   | #4 NISMO hard rubber transmission torque mount. SR20DE with manual transmission.                 |
| 11321-RS230  | ALL  | 1   | #2 NISMO hard rubber rear transmission support mount. SR20DE with manual transmission.           |
| 11350-RS260  | ALL  | 1   | #3 NISMO hard rubber front engine mount. SR20DE with manual transmission                         |
| 99996-1103G  | ALL  | 1   | Polyurethane shift stabilizer arm set for manual transmission.                                   |
| 99996-1105G  | ALL  | 1   | Polyurethane inserts for stock engine and transmission torque mounts.                            |
| 99996-11405  | ALL  | 1   | Borla bolt-on rear muffler for B13 Sentra.   |



|                        |       |   |   |
|------------------------|-------|---|---|
| 99996-GA16AC           | ALL   | 1 | K&N cone air filter kit for B13 with GA16D.   |
| 99996-SR20AC           | ALL   | 1 | K&N cone air filter kit for B13 with SR20DE.  |
| <b>NEW</b> 21200-RS520 | 91-93 | 1 | NISMO Performance Thermostat - Opens at 62C(144F), Nissan OE thermostat opens at 76.5C(170F). |




|                          |       |   |   |
|--------------------------|-------|---|---|
| <b>NEW</b> 22670-RR580US | 91-93 | 1 | NISMO High-Flow Fuel Pressure Regulator - Adjustable to 10Ka/L/h with a 250m/sec flow rate. |
|--------------------------|-------|---|---|





# Model B13/B14 SENTRA / 200SX / NX1600 / NX2000 / PULSAR / NX

SENTRA / PULSAR

| PART NO.  | YEAR    | QTY | DESCRIPTION  |
|---|---------|-----|--|
| <b>TRANSMISSION</b>   |         |     |  |
| 12310-SRDET   | ALL     | 1   | Aluminum flywheel for all SR20DET equipped vehicles.   |
| 99996-190DF   | ALL     | 1   | Centerforce dual friction 190mm clutch cover and disc set for all B13 with GA16DE.                             |
| 99996-215DF   | ALL     | 1   | Centerforce dual friction 215mm clutch cover and disc set for all B13 with SR20DE.                             |
| 38432-01S00   | ALL     | 2   | RS5F32V clutch type LSD replacement part, friction plate, grooved, 1.75mm.                                     |
| 38433-RS610   | ALL     | 2   | RS5F32V clutch type LSD replacement part, friction disc, grooved, 1.9mm.                                       |
| 38435-E4610   | ALL     | 2   | RS5F32V clutch type LSD replacement part, spring plate, 1.7mm.   |
| 38436-E4610   | ALL     | 2   | RS5F32V clutch type LSD replacement part, spring disc, 1.7mm.  |
| <b>SUSPENSION</b>   |         |     |  |
| 54613-B1326   | ALL     | 1   | Swaybar to chassis bushing kit (26mm).   |
| 99996-10103   | ALL     | 1   | Polyurethane steering rack bushing set.  |
| 99996-1048A   | ALL     | 1   | 1-13/16" front sway bar kit.   |
| 99996-3109G   | ALL     | 1   | Polyurethane bushing set, front lower control arm.   |
| 99996-3110G   | ALL     | 1   | Polyurethane bushing set, rear control arm.  |
| 99996-EG800   | ALL     | 8   | Polyurethane sway bar end link bushing.  |
| 99996-K303M   | ALL     | 1   | Whiteline caster adjustment kit.   |
| <b>BODY</b>   |         |     |  |
| 99993-RN201   | ALL     | 1   | "NISMO" emblem.  |
| <b>NEW</b> 40300-1JY25-SL   | Various | 1   | NISMO MC-8 silver wheel. 16 x 6.5 , 4 x 100 or 4 x 114.3, +40mm offset.  |
| <b>NEW</b> 40300-1JY25-DC   | Various | 1   | NISMO MC-8 dark chrome wheel. 16 x 6.5, 4 x 100 or 4 x 114.3, +40mm offset.                                    |
|  |         |     |  |
| <b>B14 ENGINE</b>   |         |     |  |
| 11044-RR360   | ALL     | 1   | NISMO metal head gasket for SR20DET. Front wheel drive only (GTI-R.) 87mm bore, compressed thickness of 0.5mm. |
| 11044-8H600   | 91-2001 | 1   | SR20VE metal head gasket from the JDM P12 20V.   |
| 12111-SRDT0   | ALL     | 1   | Race Coated Rod Bearing set SR20DET GTIR 19MM STD 0.   |
| 12111-SRDT3   | ALL     | 1   | Race Coated Rod Bearing set SR20DET GTIR 19MM STD 3.   |
| 12111-SRDT5   | ALL     | 1   | Race Coated Rod Bearing set SR20DET GTIR 19MM STD 5 .  |
| A2010-1N560   | ALL     | 4   | High compression piston from SR16VE N1, 86mm; fits all SR20DE.   |
| A2010-65J00   | ALL     | 4   | Flat top pistons for SR20DE, 10.0:1 compression.   |
| 12293-54C00   | ALL     | 1   | Heavy duty main bearing cap bolts for all SR20 engines. 22% stronger than OE; torque to 62-84 ft-lb.           |
| 13020-54C00   | ALL     | 1   | Stock intake camshaft for the SR20DET .394"/248°.  |





| PART NO.                 | YEAR  | QTY | DESCRIPTION   |
|--------------------------|-------|-----|---|
| 13020-54C11              | ALL   | 1   | Stock exhaust camshaft for the SR20DET .394"/248°.  |
| 13020-SR20S3             | ALL   | 1   | Camshaft set with .442"/260° high performance for the SR20DE; improves mid-range.             |
| 13220-RR450              | ALL   | 1   | NISMO rocker arm stoppers for SR20DE and SR20DET.   |
| 14411-54C00              | ALL   | 1   | GTI-R turbocharger for SR20DET.   |
| 14441-54C00              | ALL   | 1   | GTI-R down pipe heat shield, SR20DET.   |
| 14445-26E00              | ALL   | 1   | GTI-R turbo gasket; turbo outlet to down pipe; SR20DET.                                       |
| 15238-E1119              | ALL   | 1   | Spin-on adapter for remote oil filter location; can be used with an oil cooler. SR20DE (Big). |
| 20691-58E01              | ALL   | 1   | GTI-R gasket, down pipe to exhaust.   |
| 01121-04871              | ALL   | 5   | GTI-R heat shield bolts, SR20DET.   |
| 11350-RS260              | ALL   | 1   | #3 NISMO hard rubber front engine mount. SR20DE with manual transmission.                     |
| 99996-GA16AC2            | ALL   | 1   | K&N cone air filter kit for B14 with GA16D.   |
| <b>NEW</b> 22670-RR580US | 97-99 | 1   | NISMO High-Flow Fuel Pressure Regulator - Adjustable to 10Ka/L/h with a 250m/sec flow rate.   |
|                          |       |     |               |
| <b>NEW</b> 21200-RS520   | 98    | 1   | NISMO Performance Thermostat - Opens at 62C(144F), Nissan OE thermostat opens at 76.5C(170F). |
|                          |       |     |              |

## TRANSMISSION

|             |     |   |  |
|-------------|-----|---|--|
| 99996-190DF | ALL | 1 | Centerforce dual friction 190mm clutch cover and disc set for all B14 with GA16DE. |
| 99996-215DF | ALL | 1 | Centerforce dual friction 215mm clutch cover and disc set for all B14 with SR20DE. |
| 12310-SRDET | ALL | 1 | Aluminum flywheel for all SR20DET equipped vehicles.                               |
| 38433-RS610 | ALL | 2 | RS5F32V clutch type LSD replacement part, friction disc, grooved, 1.9mm.           |
| 38435-E4610 | ALL | 2 | RS5F32V clutch type LSD replacement part, spring plate, 1.7mm.                     |
| 38436-E4610 | ALL | 2 | RS5F32V clutch type LSD replacement part, spring disc, 1.7mm.                      |

## BODY

|                           |         |   |  |
|---------------------------|---------|---|--|
| 99993-RN201               | ALL     | 1 | "NISMO" emblem.  |
|                           |         |   |  |
| <b>NEW</b> 40300-1JY25-SL | Various | 1 | NISMO MC-8 silver wheel. 16 x 6.5 , 4 x 100 or 4 x 114.3, +40mm offset.            |
| <b>NEW</b> 40300-1JY25-DC | Various | 1 | NISMO MC-8 dark chrome wheel. 16 x 6.5, 4 x 100 or 4 x 114.3, +40mm offset.        |




# Model B14/B15U SENTRA / 200SX / NX1600 / NX2000 / PULSAR / NX


| PART NO.          | YEAR | QTY | DESCRIPTION  |
|-------------------|------|-----|--|
| <b>SUSPENSION</b> |      |     |  |
| 54613-B1326       | ALL  | 1   | Swaybar to chassis bushing kit (26mm).                         |
| 99996-10103       | ALL  | 1   | Polyurethane steering rack bushing set.                        |
| 99996-1109G       | ALL  | 1   | Polyurethane shift stabilizer arm set for manual transmission. |
| 99996-3109G       | ALL  | 1   | Polyurethane bushing set, front lower control arm.             |
| 99996-EG800       | ALL  | 8   | Polyurethane sway bar end link bushing.                        |
| 99996-K303M       | ALL  | 1   | Whiteline caster adjustment kit.                               |
| 99996-KS201       | B14  | ALL | Whiteline heavy duty steer rack mounts.                        |

## BODY

|                |         |   |   |
|----------------|---------|---|---|
| 62897-3M600    | ALL     | 1 | JDM "Lucino" grille emblem.   |
| 99993-RN201    | ALL     | 1 | NISMO emblem.   |
| 40300-1JY25-SL | Various | 1 | NISMO MC-8 silver wheel. 16 x 6.5 , 4 x 100 or 4 x 114.3, +40mm offset.     |
| 40300-1JY25-DC | Various | 1 | NISMO MC-8 dark chrome wheel. 16 x 6.5, 4 x 100 or 4 x 114.3, +40mm offset. |



|            |             |       |   |  |
|------------|-------------|-------|---|--|
| <b>NEW</b> | 12010-QR25G | 94-99 | 1 | JDM Lucino Front Grille. See photo below |
| <b>NEW</b> | 12010-QR25G | 94-99 | 1 | Lucino Front Emblem. See photo below     |



## B15U ENGINE

|             |     |   |   |
|-------------|-----|---|---|
| 12010-QR25G | ALL | 4 | Forged racing piston for QR25DE, 13:1 CR. |
|             |     |   |   |
| 12100-QR25R | ALL | 4 | Forged H beam connecting rod for QR25DE.  |



|              |     |    |   |
|--------------|-----|----|---|
| 12033-225710 | ALL | 1  | Piston ring set for above.                                |
| 12100-QR25R  | ALL | 4  | Racing connecting rod for QR25DE.                         |
| 12310-QR251  | ALL | 1  | Aluminum flywheel for all QR25DE Sentra SE-R and Spec V.  |
| 13203-QR25R  | ALL | 16 | High lift, race valve springs for QR25DE, ceramic coated. |

# Model B15U SENTRA / 200SX / NX1600 / NX2000 / PULSAR / NX

SENTRA / PULSAR

| PART NO. | YEAR | QTY | DESCRIPTION |
|----------|------|-----|-------------|
|----------|------|-----|-------------|

|             |     |   |   |
|-------------|-----|---|---|
| 24080-BGNDK | ALL | 1 | Nissan Motorsports grounding kit, includes 6 grounding wires & instructions, smoked clear heat shrink. Custom fit to Sentra SE-R & Spec V w/QR25DE. |
|-------------|-----|---|---|




|             |     |   |  |
|-------------|-----|---|--|
| 99996-1112G | ALL | 1 | Polyurethane engine mount insert kit QR25DE. |
|-------------|-----|---|--|

|             |     |   |                                       |
|-------------|-----|---|---------------------------------------|
| 99996-QRRSP | ALL | 1 | Racing piston and rod kit for QR25DE. |
|-------------|-----|---|---------------------------------------|

|             |       |   |   |
|-------------|-------|---|---|
| 99996-SRAC2 | -8/01 | 1 | K&N cone air filter kit for B15U with SR20DE. |
|-------------|-------|---|---|

|             |     |   |  |
|-------------|-----|---|--|
| A2010-1N560 | ALL | 4 | High compression piston from SR16VE N1, 86mm; fits all SR20DE. |
|-------------|-----|---|--|

|                        |       |   |                       |
|------------------------|-------|---|-----------------------|
| <b>NEW</b> 16576-RNL57 | 00-06 | 1 | NISMO cold air intake |
|------------------------|-------|---|-----------------------|



|                          |       |   |   |
|--------------------------|-------|---|---|
| <b>NEW</b> 22670-RR580US | 97-99 | 1 | NISMO High-Flow Fuel Pressure Regulator - Adjustable to 10Ka/L/h with a 250m/sec flow rate. |
|--------------------------|-------|---|---|



|                        |       |   |                                 |
|------------------------|-------|---|---------------------------------|
| <b>NEW</b> 16576-RNSP4 | 00-06 | 1 | NISMO Replacement Air Filter 3" |
|------------------------|-------|---|---------------------------------|

|                        |       |   |                                       |
|------------------------|-------|---|---------------------------------------|
| <b>NEW</b> 16576-RNSP2 | 00-06 | 1 | NISMO Replacement Air Bypass Valve 3" |
|------------------------|-------|---|---------------------------------------|


|                        |     |   |  |
|------------------------|-----|---|--|
| <b>NEW</b> A2010-8H501 | ALL | 4 | OEM piston for the Japanese QR20, this cast piston bumps compression to 11.5:1. Recommended for race engines only with adjustable racing ECU. Fits all QR25DE. |
|------------------------|-----|---|--|



## TRANSMISSION

|             |     |   |  |
|-------------|-----|---|--|
| 12311-QR251 | ALL | 1 | Replacement friction kit for aluminum flywheel, 12310-QR251. |
|-------------|-----|---|--|

|                        |       |   |   |
|------------------------|-------|---|---|
| <b>NEW</b> 34101-B15S5 | 2002+ | 1 | Short shift kit for all MT. Attaches to the transmission pivot for a 30% reduction in throws. 2nd piece attaches to shift lever to re-center. |
|------------------------|-------|---|---|




|              |     |   |   |
|--------------|-----|---|---|
| 41060-HB268N | ALL | 1 | Front Hawk HP+ Autocross brake pad set. |
|--------------|-----|---|---|

|             |     |   |  |
|-------------|-----|---|--|
| 46200-22046 | ALL | 1 | Stainless steel braided 4-wheel brake line kit, DOT compliant. For use on cars with ABS. |
|-------------|-----|---|--|

# Model KN13 SENTRA / 200SX / NX1600 / NX2000 / PULSAR / NX

| PART NO.          | YEAR  | QTY | DESCRIPTION                 |
|-------------------|-------|-----|-----------------------------|
| <b>SUSPENSION</b> |       |     |                             |
| 54420-RRB50       | 00-06 | 1   | NISMO Front Strut Tower Bar |

|   |     |   |                 |
|---|-----|---|-----------------|
| <b>BODY</b>   |     |   |                 |
| 99993-RN201   | ALL | 1 | "NISMO" emblem. |
|  |     |   |                 |

|                    |     |   |   |
|--------------------|-----|---|---|
| <b>KN13 ENGINE</b> |     |   |   |
| 12109-H1001*       | ALL | 8 | E-Series connecting rod bolt.   |
| 12112-H1000*       | ALL | 8 | E-Series connecting rod nut.  |
| 13204-M0820        | ALL | 8 | E-Series competition inner valve spring; works with OE outer spring. Machine step in the head to fit with seat below. |
| 13205-H2300        | ALL | 8 | E-Series competition spring seat. Head machining required to fit.   |
| 10101-5J225        | ALL | 1 | Gasket Kit-Engine Repair, SR16VE.   |
| 12200-1N500        | ALL | 1 | Crankshaft Assembly.  |
| 12100-1N501        | ALL | 4 | Rod Compli-Connecting.  |
| 14035-1N500        | ALL | 1 | Gasket-Manifold.  |
| 14003-1N510        | ALL | 1 | Lower Manifold-Intake, N1.  |
| 14032-1N510        | ALL | 1 | Gasket-Adapter, N1.   |
| 14010-1N510        | ALL | 1 | Upper Intake Manifold, N1.  |
| 14004-1N500        | ALL | 1 | Manifold-Exhaust.   |
| 14036-1N500        | ALL | 1 | Gasket-Exhaust Manifold, A.   |
| 16119-1N510        | ALL | 1 | Chamber Assembly-Throttle, N1.  |
| 16175-1N500        | ALL | 1 | N1 Throttle Gasket.   |
| 21010-1N526        | ALL | 1 | Pump Assembly-Water, N1.  |
| 11060-53J11        | ALL | 1 | Outlet-Water.   |
| 14075-1N500        | ALL | 1 | Connector.  |
| 11061-2J201        | ALL | 1 | Housing-Thermostat.   |
| 13049-2J200        | ALL | 1 | Inlet-Water.  |
| 22440-1N510        | ALL | 1 | Cable Set High-Tension.   |
| 22100-1N510        | ALL | 1 | Distributor Assembly.   |
| 24011-2N500        | ALL | 1 | Engine Harness.   |
| 24077-2N510        | ALL | 1 | Engine Sub Harness.   |
| A2010-1N560        | ALL | 4 | Piston.   |
| A2010-1N521        | ALL | 4 | Piston, N1.   |
| 12033-2J210        | ALL | 1 | Ring set.   |
| 11040-1N591        | ALL | 1 | Head SR16VE.  |
| 13270-1N500        | ALL | 1 | VVL Valve gasket.   |
| 32241-2N509        | ALL | 1 | Main Shaft 4.44 (4.176) RS5F32V.  |
| 38101-2N509        | ALL | 1 | Final drive gear 4.44 (4.176) RS5F32V.  |
| 11044-1N500        | ALL | 1 | Head gasket.  |
| 11044-8H600        | ALL | 1 | Head gasket P12 all metal.  |
| 14002-AW000        | ALL | 1 | P12 Exhaust header.   |
| 14003-AW000        | ALL | 1 | P12 lower manifold.   |

**Model KN13** SENTRA / 200SX / NX1600 / NX2000 / PULSAR / NX

| <b>PART NO.</b> | <b>YEAR</b> | <b>QTY</b> | <b>DESCRIPTION</b>   |
|-----------------|-------------|------------|----------------------|
| 13270-2J201     | ALL         | 1          | Valve cover gasket.  |
| 13020-1N519     | ALL         | 1          | N1 Intake Camshaft.  |
| 13020-1N521     | ALL         | 1          | N1 Exhaust Camshaft. |
| 13205-1N500     | ALL         | 1          | Valve Seat (outer).  |
| 13201-1N520     | ALL         | 1          | N1 Intake Valve.     |
| 13202-1N520     | ALL         | 1          | N1 Exhaust Valve.    |

**TRANSMISSION**

|             |     |   |  |
|-------------|-----|---|--|
| 38433-RS610 | ALL | 2 | RS5F50A clutch type LSD replacement part, friction disc, grooved, 1.9mm. |
| 38435-E4610 | ALL | 2 | RS5F50A clutch type LSD replacement part, spring plate, 1.7mm.           |
| 38436-E4610 | ALL | 2 | RS5F50A clutch type LSD replacement part, spring disc, 1.7mm.            |

VERSA




# Versa


**PART NO.      YEAR      QTY      DESCRIPTION**

**C11X  
ENGINE**

16576-C1101      ALL      1      Cold air intake.



**NEW** B0100-1JY25      ALL      1      NISMO rear muffler section



**SUSPENSION**

E4420-1JY00      ALL      1      NISMO front strut tower brace.

E3110-1JY00      ALL      1      NISMO suspension kit.

99996-F1620      ALL      1      Whiteline rear sway bar-H/Duty blade adjustable (20mm).

99996-KC414      ALL      1      Whiteline front camber adjustment bolt kit (F C11X).

**BODY**

G6950-ED000      ALL      1      "Tiida" illuminated front kick panels.

H0800-ED010      ALL      1      Side window deflector.

90892-ED000      ALL      1      "Tiida" JDM rear emblem.

G6950-ED000      ALL      1      "Tiida" illuminated front kick panels.

90892-ED000      ALL      1      "Tiida" JDM rear emblem.

H0800-ED010      ALL      1      Side window deflectors - hatch.

H0800-ED410      ALL      1      Side window deflectors - sedan.

K6050-ED01B      ALL      1      JDM rear spoiler.

G68E0-ED01B      ALL      1      JDM side skirts.

**NEW** 99993-RN201      ALL      1      "NISMO" emblem.



**NEW** 40300-1JY25-SL      Various      1      NISMO MC-8 silver wheel. 16 x 6.5 , 4 x 100 or 4 x 114.3, +40mm offset.

**NEW** 40300-1JY25-DC      Various      1      NISMO MC-8 dark chrome wheel. 16 x 6.5, 4 x 100 or 4 x 114.3, +40mm offset.





# JUKE




JUKE

# Model F15 JUKE

| PART NO. | YEAR | QTY | DESCRIPTION |
|----------|------|-----|-------------|
|----------|------|-----|-------------|

## F15 ENGINE

|                        |     |   |   |
|------------------------|-----|---|---|
| <b>NEW</b> 20100-F152W | ALL | 1 | Nissan Motorsports stainless steel cat back exhaust. 2WD turbo. |
|------------------------|-----|---|---|



## BODY

|                           |         |   |  |
|---------------------------|---------|---|--|
| <b>NEW</b> 40300-RN905-SL | Various | 1 | NISMO LMX5 silver wheel. 18" x 7.5", 5 x 114.3, +40mm or +35mm offset. |
|---------------------------|---------|---|--|

|                           |         |   |   |
|---------------------------|---------|---|---|
| <b>NEW</b> 40300-RN905-DC | Various | 1 | NISMO LMX5 dark chrome wheel. 18" x 7.5", 5 x 114.3, +40mm or +35mm offset. |
|---------------------------|---------|---|---|







# 510, 610, 710

510 / 610 / 710

# Model PL510 510

| PART NO.            | YEAR  | QTY | DESCRIPTION   |
|---------------------|-------|-----|---|
| <b>PL510 ENGINE</b> |       |     |   |
| 11044-A7651         | ALL   | 1   | NISMO composite head gasket for L-Series. 88.5mm bore, 1.5mm compressed thickness.  |
| 99996-D1071         | ALL   | 1   | Ring set for above piston 84mm bore L16.  |
| 12010-P7912         | ALL   | 4   | Flat top piston without valve reliefs; 86mm bore for L18/L20B, uses OE ring set.  |
| 12111-22010         | ALL   | 8   | High performance rod bearing for L16/L18 engines, 0.0585" thickness.  |
| 12111-22012         | ALL   | 8   | High performance rod bearing for L16/L18 engines, 0.0592" thickness.  |
| 12111-22013         | ALL   | 8   | High performance rod bearing for L16/L18 engines, 0.0580" thickness.  |
| 99996-E1060         | 68-79 | 1   | Competition crankshaft damper for the L-Series 4 and 6-cylinder engines. Features heat treated black anodized steel with heat and oil resistant elastomer. Designed to be used with the Z OE water pump (21010-P7589), water pump pulley (21051-E3202) alternator bracket (11710-E3000) and pulley. It will not allow the use of the air pump, A/C nor power steering. Requires special bolt/washer set (99996-E1065.) Fully SFI certified. |
| 99996-E1065         | 68-79 | 1   | Bolt and washer to be used with above. Heat treated and roll-threaded to maintain the 105 ft-lbs of torque during assembly.   |
| 12215-A7660         | ALL   | 4   | High performance main bearing upper or lower (#1, #5) for L20B engines, 0.0720" thickness.  |
| 12216-22010         | ALL   | 4   | High performance main bearing upper or lower (#1, #5) for L16/L18 engines, 0.0714" thickness.   |
| 12216-22011         | ALL   | 4   | High performance main bearing upper or lower (#1, #5) for L16/L18 engines, 0.0718" thickness.   |
| 12216-22012         | ALL   | 4   | High performance main bearing upper or lower (#1, #5) for L16/L18 engines, 0.0722" thickness.   |
| 12216-22013         | ALL   | 2   | High performance main bearing upper (#1, #5) for L16/L18 engines, 0.0710" thickness.  |
| 12231-22011         | ALL   | 4   | High performance main bearing upper or lower (#2, #4) for L16/L18 engines, 0.0718" thickness.   |
| 12231-22012         | ALL   | 4   | High performance main bearing upper or lower (#2, #4) for L16/L18 engines, 0.0722" thickness.   |
| 12231-22014         | ALL   | 4   | High performance main bearing upper or lower (#2, #4) for L16/L18 engines, 0.0707" thickness.   |
| 12231-A7660         | ALL   | 4   | High performance main bearing upper or lower (#2, #4) for L20B engines, 0.0720" thickness.  |
| 12231-A7660         | ALL   | 4   | High performance main bearing upper or lower (#2, #4) for L20B engines, 0.0720" thickness.  |
| 12247-22011         | ALL   | 2   | High performance main bearing upper or lower (center) for L16/L18 engines, 0.0718" thickness.   |
| 13024-E4621         | ALL   | 1   | 8 position adjustable cam sprocket for L-Series. From -12° to +9° in 3° increments.   |
| 13070-N7120         | ALL   | 1   | Improved chain tensioner keeps it out of the oil pan when changing camshafts, for L-Series.   |
| 13257-W0300*        | ALL   | 8   | Rocker arm for L-Series, 1.5:1 ratio.   |

# Model PL510 510 / 610/ 710

| PART NO.      | YEAR | QTY | DESCRIPTION  |
|---------------|------|-----|--|
| 14002-22010   | ALL  | 1   | 50mm dual Mikuni intake manifolds for L-Series 4-cylinder engines. Requires the use of the early style FIA head.   |
| 15043-73400FL | ALL  | 1   | Bronze gear for L-Series which drives the oil pump and distributor. A must for sustained high RPM use. Must replace with spindle as a set.                         |
| 15133-22010   | ALL  | 1   | Oil pump pressure spring, outer. For all L-Series oil pumps. Use with OE inner spring or with 15133-E4600. Increases oil pressure.                                 |
| 32202-09500   | ALL  | 1   | Roller pilot bearing for L-Series, replaces OE bronze unit.  |
| 99996-D1018   | ALL  | 1   | L4-spec cam for L-Series, .580"/278° race cam. Use .280" lash pads, comp valve springs and .250-.340 retainers when installing.                                    |
| 99996-D1019   | ALL  | 1   | L3-spec cam for L-Series, .620"/300° race cam. Use .280" lash pads, comp valve springs and .250-.340 retainers when installing.                                    |
| 99996-D1022   | ALL  | 1   | L9-spec cam for L-Series, .490"/290° race cam. Use .160" lash pads, comp valve springs and .150-.180 retainers when installing.                                    |
| 99996-D1023   | ALL  | 1   | L7-spec cam for L-Series, .475"/270° high performance cam. Use .160" lash pads when installing.  |
| 99996-D1110   | ALL  | 1   | Linkage kit #1 for use with SSS intake on L-Series.  |
| 99996-D1125   | ALL  | 1   | 44mm dual Mikuni intake manifolds for L-Series 4-cylinder engines. Requires the use of the high compression cylinder head or the SSS head.                         |
| 99996-D1128C  | ALL  | 1   | Header gasket for use with SSS intake on L-Series. Square port.  |
| 99996-D1135   | ALL  | 1   | Special oil pan gasket improves sealing. For L-Series engines.   |
| 99996-D1034   | ALL  | 4   | SI stainless steel 35mm exhaust valve for L-Series.  |
| 99996-N1100   | ALL  | 4   | SI stainless steel 44mm intake valve for L-Series. Should be used with 44mm seat below.  |
| 99996-M1030   | ALL  | 4   | SI stainless steel 43mm intake valve for L-Series.   |
| 99996-M1046   | ALL  | 8   | Competition valve spring, 280 lb/in, OD 1.34"; coil bind at .970"; assembled height is 1.720" with a seat pressure of 120lb. Must use competition retainers below. |
| 99996-M1050   | ALL  | 8   | Competition steel spring retainer for use with lash pads .150-.180.  |
| 99996-M1051   | ALL  | 8   | Competition steel spring retainer for use with lash pads .250-.340.  |
| 99996-M1150   | ALL  | 8   | Competition aluminum spring retainer for use with lash pads .250-.340.   |
| 99996-M1151   | ALL  | 8   | Competition aluminum spring retainer for use with lash pads .190-.240.   |
| 99996-M1152   | ALL  | 8   | Competition aluminum spring retainer for use with lash pads .150-.180.   |
| 99996-M1155   | ALL  | 8   | L-Series lash pad .150".   |
| 99996-M1160   | ALL  | 8   | L-Series lash pad .160".   |
| 99996-M1170   | ALL  | 8   | L-Series lash pad .170".   |
| 99996-M1180   | ALL  | 8   | L-Series lash pad .180".   |
| 99996-M1190   | ALL  | 8   | L-Series lash pad .190".   |
| 99996-M1200   | ALL  | 8   | L-Series lash pad .200".   |
| 99996-M1210   | ALL  | 8   | L-Series lash pad .210".   |
| 99996-M1220   | ALL  | 8   | L-Series lash pad .220".   |
| 99996-M1230   | ALL  | 8   | L-Series lash pad .230".   |
| 99996-M1240   | ALL  | 8   | L-Series lash pad .240".   |
| 99996-M1250   | ALL  | 8   | L-Series lash pad .250".   |
| 99996-M1260   | ALL  | 8   | L-Series lash pad .260".   |

510 / 610 / 710

# Model PL510 510 / 610/ 710

| PART NO.    | YEAR | QTY | DESCRIPTION              |
|-------------|------|-----|--------------------------|
| 99996-M1270 | ALL  | 8   | L-Series lash pad .270". |
| 99996-M1280 | ALL  | 8   | L-Series lash pad .280". |
| 99996-M1290 | ALL  | 8   | L-Series lash pad .290". |
| 99996-M1300 | ALL  | 8   | L-Series lash pad .300". |
| 99996-M1310 | ALL  | 8   | L-Series lash pad .310". |
| 99996-M1320 | ALL  | 8   | L-Series lash pad .320". |
| 99996-M1330 | ALL  | 8   | L-Series lash pad .330". |

## TRANSMISSION

|             |       |   |  |
|-------------|-------|---|--|
| 12310-D1012 | ALL   | 1 | Aluminum flywheel, 6061-T6 with 1050 alloy steel, replaceable friction area. SFI certified. 200mm; 10 lbs. 5 bolt. |
| 12310-D1013 | ALL   | 1 | Aluminum flywheel, 6061-T6 with 1050 alloy steel, replaceable friction area. SFI certified. 200mm; 10 lbs. L20B.   |
| 99996-D3040 | ALL   | 1 | 200mm race clutch disc with solid hub and bronze buttons.  |
| 38432-21010 | -5/79 | 4 | H165 clutch type LSD replacement part, friction plate; 1.65mm.   |

## BRAKES

|              |       |   |  |
|--------------|-------|---|--|
| 41060-510HPP | -8/74 | 1 | Front Hawk HP+ Autocross brake pad set.                        |
| 44070-14600  | ALL   | 2 | Aft brake shoe, Ferodo AM4.                                    |
| 46200-22141  | ALL   | 1 | Stainless steel braided 4-wheel brake line kit, DOT compliant. |
| 99996-K7000  | 8/74- | 1 | Front Ferodo DP11 racing brake pad set.                        |

## SUSPENSION

|              |     |    |  |
|--------------|-----|----|--|
| 54420-510SB  | ALL | 1  | Front strut brace, 510.  |
| 99996-10SPCR | ALL | 1  | Aluminum (1.0") spacer set corrects the lower control arm angle when lowered to reduce bump steer. Fits between strut and lower control arm.                           |
| 99996-6104G  | ALL | 2  | Polyurethane bump stop bushing.  |
| 99996-EG800  | ALL | 16 | Polyurethane sway bar end link bushing.  |
| 99996-TCKIT  | ALL | 1  | Tension compression kit increases control by eliminating wander under braking. Includes Delrin bushings, aluminum cups, rubber boots, washers, gauge and instructions. |

## BODY

|             |     |   |                                 |
|-------------|-----|---|---------------------------------|
| 99996-70476 | ALL | 2 | 7" round H4 headlight assembly. |
| 84894-0E711 | ALL | 2 | "SSS" emblem.                   |



|             |     |   |                 |
|-------------|-----|---|-----------------|
| 99993-RN201 | ALL | 1 | "NISMO" emblem. |
|-------------|-----|---|-----------------|







**For models below please call/email for parts availability.**

**888.833.3225**

**(9AM-5PM Monday thru Friday CST)**

**24 Hour FAX 615.223.3341**


**e-mail: [nmc.race@nissan-usa.com](mailto:nmc.race@nissan-usa.com)**


**Model A10**

**Model PL610**

**Model PL710**

**Model 710**









# B210, 1200

# Model B110 B210 / 1200

B210 / 1200

| PART NO.           | YEAR  | QTY | DESCRIPTION  |
|--------------------|-------|-----|--|
| <b>B110 ENGINE</b> |       |     |  |
| 11044-M0822        | ALL   | 1   | A-Series NISMO composite head gasket; 79mm bore, 0.8mm thick.                            |
| 11044-M0823        | ALL   | 1   | A-Series NISMO metal head gasket; 80mm bore, 0.6mm thick.                                |
| 12109-H1001*       | ALL   | 8   | A-Series connecting rod bolt.  |
| 12111-25721        | ALL   | 8   | A-Series high performance rod bearing. 0.0588".  |
| 12111-25722        | ALL   | 8   | A-Series high performance rod bearing. 0.0585".  |
| 12112-H1000*       | ALL   | 8   | A-Series connecting rod nut.   |
| 12215-H2310        | ALL   | 4   | A-Series high performance main bearing. 0.0720" (#1/#5).                                 |
| 12231-H2310        | ALL   | 4   | A-Series high performance main bearing. 0.0720" (#2/#4).                                 |
| 12247-H2310        | ALL   | 4   | A-Series high performance main bearing. 0.0720" (center).                                |
| 13204-M0820        | ALL   | 8   | A-Series NISMO inner spring. Works with OE outer.  |
| 13205-H2300        | ALL   | 8   | A-Series NISMO spring seat.  |
| 13231-78201        | ALL   | 8   | Oversize valve lifter (for use with race cams).  |
| 99996-H1100        | -7/80 | 4   | 37mm SI competition intake valve for A-Series.   |
| 99996-H1110        | -7/80 | 4   | 30mm SI competition exhaust valve.   |
| 99996-H1131        | -7/80 | 8   | A-Series aluminum spring retainer for use with dual springs.                             |
| 99996-H1133        | -7/80 | 8   | A-Series competition valve spring.   |
| 99996-H1144        | ALL   | 1   | 44mm dual Mikuni intake manifolds for A-series engines. Requires the use of the GX head. |
| 99996-H1150C       | ALL   | 1   | A-Series header gasket for use with Mikuni intake.                                       |
| <b>BRAKES</b>      |       |     |  |
| 44060-27720        | -7/76 | 2   | Fore brake shoe, Ferodo AM4.   |
| 44070-27720        | -7/76 | 2   | Aft brake shoe, Ferodo AM4.  |
| <b>SUSPENSION</b>  |       |     |  |
| 99996-6104G        | ALL   | 2   | Polyurethane bump stop bushing.  |
| 99996-EG800        | ALL   | 8   | Polyurethane sway bar end link bushing.  |
| 99996-H4302        | ALL   | 1   | 7/8" front sway bar kit.   |
| <b>BODY</b>        |       |     |  |
| 99996-70476        | ALL   | 2   | 7" round European H4 headlight assembly, includes 55/60W bulb.                           |
| 99993-RN201        | ALL   | 1   | "NISMO" emblem.  |



| PART NO. | YEAR | QTY | DESCRIPTION |
|----------|------|-----|-------------|
|----------|------|-----|-------------|

**B210**

**ENGINE**

|              |       |   |  |
|--------------|-------|---|--|
| 11044-M0822  | ALL   | 1 | A-Series NISMO composite head gasket; 79mm bore, 0.8mm thick.                            |
| 11044-M0823  | ALL   | 1 | A-Series NISMO metal head gasket; 80mm bore, 0.6mm thick.                                |
| 12109-H1001* | ALL   | 8 | A-Series connecting rod bolt.  |
| 12112-H1000* | ALL   | 8 | A-Series connecting rod nut.   |
| 12111-25721  | ALL   | 8 | A-Series high performance rod bearing. 0.0588".  |
| 12111-25722  | ALL   | 8 | A-Series high performance rod bearing. 0.0585".  |
| 12215-H2310  | ALL   | 4 | A-Series high performance main bearing. 0.0720" (#1/#5).                                 |
| 12231-H2310  | ALL   | 4 | A-Series high performance main bearing. 0.0720" (#2/#4).                                 |
| 12247-H2310  | ALL   | 4 | A-Series high performance main bearing. 0.0720" (center).                                |
| 13204-M0820  | ALL   | 8 | A-Series NISMO inner spring. Works with OE outer.  |
| 13205-H2300  | ALL   | 8 | A-Series NISMO spring seat.  |
| 13231-78201  | ALL   | 8 | Oversize valve lifter (for use with race cams).  |
| 99996-H1100  | -7/80 | 4 | 37mm SI competition intake valve for A-Series.   |
| 99996-H1110  | -7/80 | 4 | 30mm SI competition exhaust valve.   |
| 99996-H1131  | -7/80 | 8 | A-Series aluminum spring retainer for use with dual springs.                             |
| 99996-H1133  | -7/80 | 8 | A-Series competition valve spring.   |
| 99996-H1144  | ALL   | 1 | 44mm dual Mikuni intake manifolds for A-series engines. Requires the use of the GX head. |
| 99996-H1150C | ALL   | 1 | A-Series header gasket for use with Mikuni intake.                                       |

**BRAKES**

|             |       |   |   |
|-------------|-------|---|---|
| 44060-27720 | -7/76 | 2 | Fore brake shoe, Ferodo AM4.            |
| 44070-27720 | -7/76 | 2 | Aft brake shoe, Ferodo AM4.             |
| 99996-K7000 | ALL   | 1 | Front Ferodo DP11 racing brake pad set. |

**SUSPENSION**

|             |     |   |  |
|-------------|-----|---|--|
| 54303-H5020 | ALL | 1 | NISMO Tokico front strut with adjustable spring perch, +/- 35mm L/H.   |
| 99996-6104G | ALL | 2 | Polyurethane bump stop bushing.  |
| 99996-EG800 | ALL | 8 | Polyurethane sway bar end link bushing.  |
| 99996-TCKIT | ALL | 1 | Tension compression kit increases control by eliminating wander under braking. Includes Delrin bushings, aluminum cups, rubber boots, washers, gauge and instructions. |

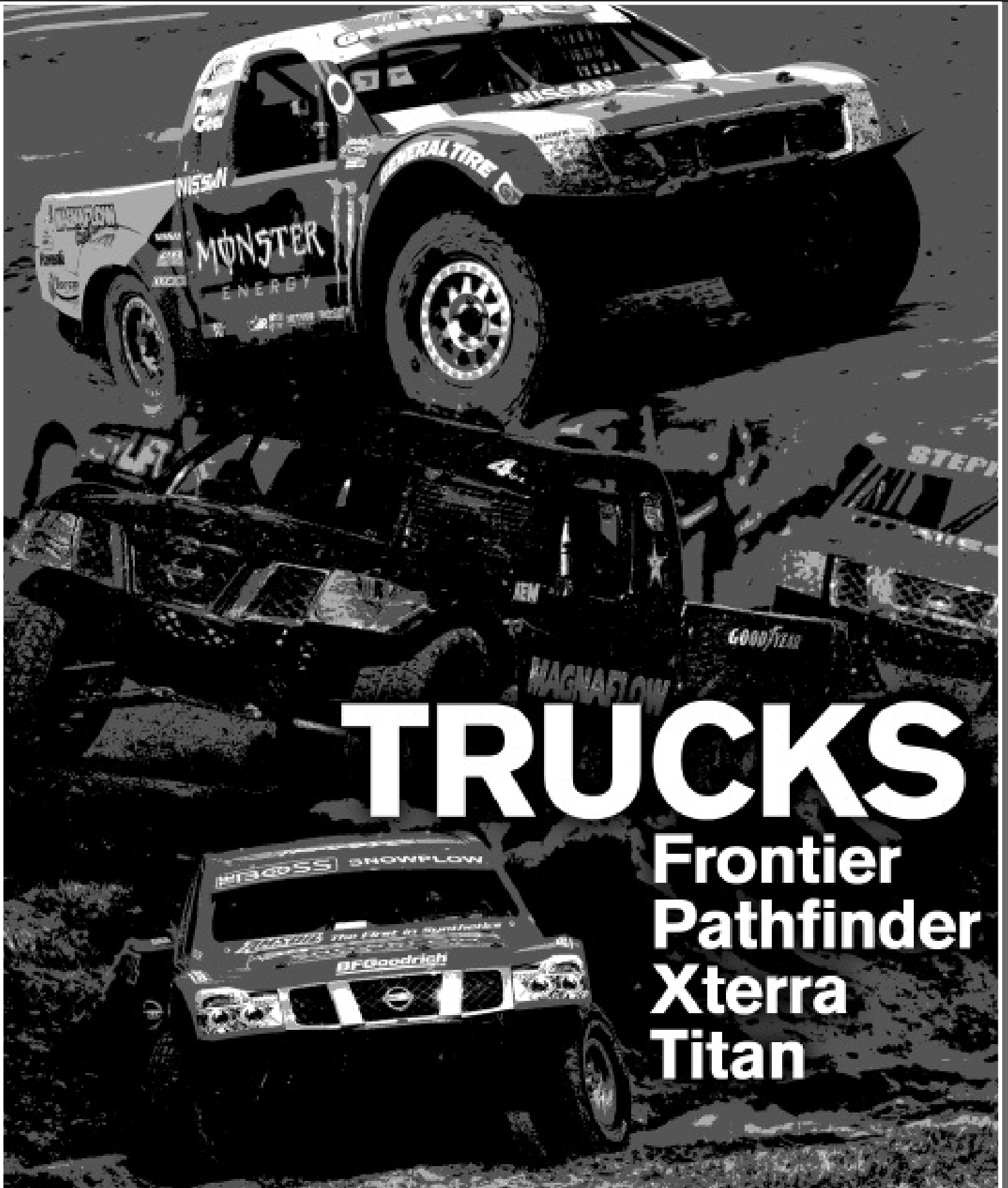
**BODY**

|             |     |   |  |
|-------------|-----|---|--|
| 99996-70476 | ALL | 2 | 7" round European H4 headlight assembly, includes 55/60W bulb. |
| 99993-RN201 | ALL | 1 | "NISMO" emblem.  |









# TRUCKS

Frontier  
Pathfinder  
Xterra  
Titan

# Model 521/620/720 TRUCKS / FRONTIER / PATHFINDER / XTERRA / TITAN

| PART NO.          | YEAR | QTY | DESCRIPTION  |
|-------------------|------|-----|--|
| <b>521 ENGINE</b> |      |     |  |
| 521               |      |     | FOR L16 ENGINE PARTS, SEE MODEL PL510 STARTING ON PAGE 68. |

| <b>TRANSMISSION</b> |       |   |   |
|---------------------|-------|---|---|
| 99996-D3040         | -9/73 | 1 | 200mm race clutch disc with solid hub and bronze buttons. |

| <b>SUSPENSION</b> |     |   |                                     |
|-------------------|-----|---|-------------------------------------|
| 99996-T1450       | ALL | 1 | 2 stage front torsion bar set, 2WD. |
| 99996-W4101       | ALL | 2 | Rancho front shock (13.25"/8.69").  |

| <b>BODY</b> |     |   |               |
|-------------|-----|---|---------------|
| 99993-RN201 | ALL | 1 | NISMO emblem. |

|                   |  |  |  |
|-------------------|--|--|--|
| <b>620 ENGINE</b> |  |  |  |
| 620               |  |  | FOR L16, L18 AND L20B ENGINE PARTS, SEE MODEL PL510 STARTING ON PAGE 68. |

| <b>TRANSMISSION</b> |             |   |  |
|---------------------|-------------|---|--|
| 12310-D1012         | -9/73       | 1 | Aluminum flywheel, 6061-T6 with 1050 alloy steel, replaceable friction area. SFI certified. 200mm; 10 lbs. 5 bolt. |
| 12310-F1011         | 10/73-      | 1 | Aluminum flywheel, 6061-T6 with 1050 alloy steel, replaceable friction area. SFI certified. 225mm; 10 lbs.         |
| 99996-D3040         | -9/73       | 1 | 200mm race clutch disc with solid hub and bronze buttons.  |
| 99996-E3040         | 10/73-10/82 | 1 | 225mm race clutch disc with solid hub and bronze buttons.  |

| <b>BRAKES</b> |            |   |   |
|---------------|------------|---|---|
| 99996-E7016M  | 8/77-12/82 | 1 | Front Axxis Metal Master brake pad set. |

| <b>SUSPENSION</b> |     |   |                                     |
|-------------------|-----|---|-------------------------------------|
| 99996-T1450       | ALL | 1 | 2 stage front torsion bar set, 2WD. |
| 99996-W4101       | ALL | 2 | Rancho front shock (13.25"/8.69").  |

| <b>BODY</b> |     |   |                 |
|-------------|-----|---|-----------------|
| 99993-RN201 | ALL | 1 | "NISMO" emblem. |



TRUCKS / FRONTIER /  
PATHFINDER / XTERRA / TITAN

| PART NO. | YEAR | QTY | DESCRIPTION |
|----------|------|-----|-------------|
|----------|------|-----|-------------|

## 720 ENGINE

|     |  |  |   |
|-----|--|--|---|
| 720 |  |  | FOR L20B ENGINE PARTS, SEE MODEL PL510 STARTING ON PAGE 68.<br>FOR NAPS-Z Z20, Z22, Z24 ENGINE PARTS, SEE MODEL D21 STARTING ON PAGE 82 OR CALL 888.883.3225. |
|-----|--|--|---|

## TRANSMISSION

|             |             |   |  |
|-------------|-------------|---|--|
| 12310-F1011 | 10/73-      | 1 | Aluminum flywheel, 6061-T6 with 1050 alloy steel, replaceable friction area. SFI certified. 225mm; 10 lbs. |
| 99996-D3040 | -9/73       | 1 | 200mm race clutch disc with solid hub and bronze buttons.  |
| 99996-E3045 | 11/82-      | 1 | 240mm race clutch disc with solid hub and bronze buttons.  |
| 99996-E3040 | 10/73-10/82 | 1 | 225mm race clutch disc with solid hub and bronze buttons.  |
| 38100-R8160 | 7/83-       | 1 | C200 ring and pinion, 4.375, 10mm ring gear bolt. 4-cylinder 4x4 only.                                     |
| 38100-U3400 | ALL         | 1 | R180 ring and pinion, 4.111; 180mm OD, 115mm ID, 10mm bolt, truck front differential.                      |

## BRAKES

|              |            |   |   |
|--------------|------------|---|---|
| 41060-HB169N | 8/77-12/82 | 1 | Front Hawk HP+ Autocross brake pad set. |
| 99996-E7016M | 8/77-12/82 | 1 | Front Axxis Metal Master brake pad set. |

## SUSPENSION

|             |        |   |  |
|-------------|--------|---|--|
| 99996-3101G | ALL    | 1 | Polyurethane front control arm bushing set, all 2WD. 4WD from 1/83+. |
| 99996-EG800 | ALL    | 8 | Polyurethane sway bar end link bushing.                              |
| 99996-T1420 | -12/82 | 1 | 2 stage front torsion bar set, 4WD.                                  |
| 99996-T1450 | ALL    | 1 | 2 stage front torsion bar set, 2WD.                                  |
| 99996-W4101 | ALL    | 2 | Rancho front shock (13.25"/8.69").                                   |

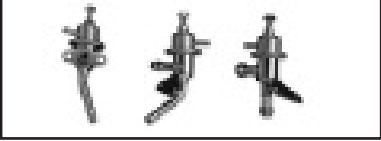

## BODY

|             |     |   |                 |
|-------------|-----|---|-----------------|
| 99993-RN201 | ALL | 1 | "NISMO" emblem. |
|-------------|-----|---|-----------------|



# Model D21 TRUCKS / FRONTIER / PATHFINDER / XTERRA / TITAN

| PART NO.          | YEAR  | QTY | DESCRIPTION  |
|-------------------|-------|-----|--|
| <b>D21 ENGINE</b> |       |     |  |
| 11121-KA241       | -8/97 | 1   | Oil pan gasket, improved style; KA24E.   |
| 11210-RS910       | ALL   | 2   | Hard rubber engine mount, VG30 only.   |
| 11320-RS910       | ALL   | 1   | Hard rubber transmission mount; VG30 with 4WD only.  |
| 12036-53F03       | -8/97 | 1   | Ring set for KA24E (89.5mm).   |
| 12038-KA243       | -8/97 | 1   | Ring set for above piston set; KA24E, 90mm.  |
| 12111-22010       | ALL   | 8   | High performance rod bearing for NAPS-Z engines, 0.0585" thickness.  |
| 12111-22012       | ALL   | 8   | High performance rod bearing for NAPS-Z engines, 0.0592" thickness.  |
| 12111-22013       | ALL   | 8   | High performance rod bearing for NAPS-Z engines, 0.0580" thickness.  |
| 12216-22010       | ALL   | 4   | High performance main bearing upper or lower (#1, #5) for NAPS-Z engines, 0.0714" thickness.   |
| 12216-22011       | ALL   | 4   | High performance main bearing upper or lower (#1, #5) for NAPS-Z engines, 0.0718" thickness.   |
| 12216-22012       | ALL   | 4   | High performance main bearing upper or lower (#1, #5) for NAPS-Z engines, 0.0722" thickness.   |
| 12216-22013       | ALL   | 2   | High performance main bearing upper (#1, #5) for NAPS-Z engines, 0.0710" thickness.  |
| 12231-22011       | ALL   | 4   | High performance main bearing upper or lower (#2, #4) for NAPS-Z engines, 0.0718" thickness.   |
| 12231-22012       | ALL   | 4   | High performance main bearing upper or lower (#2, #4) for NAPS-Z engines, 0.0722" thickness.   |
| 12231-22014       | ALL   | 4   | High performance main bearing upper or lower (#2, #4) for NAPS-Z engines, 0.0707" thickness.   |
| 12247-22011       | ALL   | 2   | High performance main bearing upper or lower (center) for NAPS-Z engines, 0.0718" thickness.   |
| 12247-22013       | ALL   | 2   | High performance main bearing upper or lower (center) for NAPS-Z engines, 0.0710" thickness.   |
| 13001-07P80       | ALL   | 1   | European spec camshaft for VG30ET; .392/264°. R/H.   |
| 13061-07P80       | ALL   | 1   | European spec camshaft for VG30ET; .392/264°. L/H.   |
| 99996-V262J       | ALL   | 1   | High performance camshaft set for VG30I, VG30E, VG33B; .430"/262°.   |
| 13020-40F00R4     | -8/97 | 1   | Camshaft for KA24E, 270°/.402" intake and exhaust, race cam.   |
| 13020-40F00R5     | -8/97 | 1   | Camshaft for KA24E, 288°/.550" intake 292°/.563" exhaust, hot race cam. Requires significant parts modification.                             |
| 13020-40F00R6     | -8/97 | 1   | Camshaft for KA24E, 248°/.422" intake 256°/.422" exhaust, mild performance cam.  |
| 99996-D1017       | ALL   | 1   | High performance camshaft for NAPS-Z .406"/272°.   |
| 13070-N7120       | ALL   | 1   | Special chain tension stays in the sleeve when changing camshafts. NAPS-Z.   |
| 13202-KA24R       | -8/97 | 4   | 40mm stainless steel exhaust valve for KA24E.  |
| 15043-40F00FL     | -8/97 | 1   | Bronze gear for KA24E which drives the oil pump and distributor. A must for sustained high RPM use. Must replace with spindle as a set.      |
| 15043-73400FL     | ALL   | 1   | Bronze gear for NAPS-Z which drives the oil pump and distributor. A must for sustained high RPM use. Must replace with new spindle as a set. |
| 32202-09500       | ALL   | 1   | Roller pilot bearing for NAPS-Z, replaces OE bronze unit.  |
| 99996-D21AC       | ALL   | 1   | K&N cone air filter kit for D21 and WD21 with VG30E.   |

| PART NO.   | YEAR  | QTY | DESCRIPTION  |
|--|-------|-----|--|
| 15043-73400FL  | ALL   | 1   | Bronze gear for NAPS-Z which drives the oil pump and distributor. A must for sustained high RPM use. Must replace with new spindle as a set. |
| 99996-VG302  | -8/89 | 1   | High performance header set for D21 with VG30I; chrome plated, 1.5" primary diameter. 4x4 with manual transmission only.                     |
| <b>NEW</b> 22670-RR580US   | 90-97 | 1   | NISMO high-flow fuel pressure regulator - Adjustable to 10Ka/L/h with a 250m/sec flow rate.  |
|  |       |     |  |
| <b>NEW</b> 21200-RS580   | 90-96 | 1   | NISMO performance thermostat - Opens at 62C(144F), Nissan OE thermostat opens at 76.5C(170F).  |
|  |       |     |  |

## TRANSMISSION

|                          |           |   |   |
|--------------------------|-----------|---|---|
| 99996-E3045              | ALL       | 1 | 240mm race clutch disc with solid hub and bronze buttons, 4-cylinder only.  |
| 99996-250DF1             | ALL       | 1 | Centerforce dual friction 250mm clutch cover for all 6-cylinder.  |
| 38100-V7170              | 1/86-     | 1 | H190A ring and pinion, 4.625, 12mm ring gear bolt. B group, 2WD 4-cylinder only. Requires 3mm ring gear spacer 99996-T3003. |
| 38100-V7200              | 1/86-     | 1 | H190A ring and pinion, 4.375, 12mm ring gear bolt. B group, 2WD 4-cylinder only. Requires 3mm ring gear spacer 99996-T3003. |
| 38100-07J71              | 1/92-     | 1 | H233B ring and pinion, 5.143, 12mm ring gear bolt, 4x4 4-cylinder.  |
| 38100-07J71              | 8/89-     | 1 | H233B ring and pinion, 5.143, 12mm ring gear bolt, V6 only.   |
| 38100-S9600              | 6/86-8/89 | 1 | H233B ring and pinion, 4.875, 12mm ring gear bolt, V6 only.   |
| 38100-S9710              | 6/86-8/89 | 1 | H233B ring and pinion, 5.143, 12mm ring gear bolt, V6 only.   |
| <b>NEW</b> 30100-RS243US | 86-95     | 1 | NISMO clutch disc (240mm) - Sprung center and composite lining. Requires OE throwout bearing.                               |

## BRAKES

|              |     |   |  |
|--------------|-----|---|--|
| 99996-R7011M | ALL | 1 | Front Axis Metal Master brake pad set, V6 and 4x4. |
|--------------|-----|---|--|

## SUSPENSION

|              |     |   |  |
|--------------|-----|---|--|
| 54560-RS910  | ALL | 2 | Hard rubber front lower control arm bushing.   |
| 99996-2102G  | ALL | 1 | Polyurethane rear spring bushing set, 4x4.   |
| 99996-2103G  | ALL | 1 | Polyurethane rear spring bushing set, 2WD.   |
| 99996-7104G  | ALL | 1 | Polyurethane tension rod bushing set.  |
| 99996-D21BF2 | ALL | 1 | 1.0" front sway bar kit, 2WD only.   |
| 99996-EG800  | ALL | 8 | Polyurethane sway bar end link bushing.  |
| 99996-T1440  | ALL | 1 | 2 stage front torsion bar set, 2WD.  |
| 99996-T1456  | ALL | 1 | 26.5mm front torsion bar set, 4WD only.  |
| 99996-W4101  | ALL | 2 | Rancho front shock (13.25"/8.69").   |
| 99996-T5040  | ALL | 1 | Single leaf spring conversion, for 4x4 only. Reduces load capacity but gives better compliance over rough terrain. |



# Model D21/D22/D22U/D40 TRUCKS / FRONTIER / PATHFINDER / XTERRA / TITAN


| PART NO. | YEAR | QTY | DESCRIPTION |
|----------|------|-----|-------------|
|----------|------|-----|-------------|

## D21 BODY

|             |     |   |                 |
|-------------|-----|---|-----------------|
| 99993-RN201 | ALL | 1 | "NISMO" emblem. |
|-------------|-----|---|-----------------|

## D22 ENGINE

|             |     |   |  |
|-------------|-----|---|--|
| 11041-KA24D | 98+ | 1 | CNC ported cylinder head, plain, KA24DE. As used in CORR and SCCA GT3. |
|-------------|-----|---|--|



|             |       |   |   |
|-------------|-------|---|---|
| 21200-RS580 | 98-04 | 1 | NISMO Performance Thermostat - Opens at 62C(144F), Nissan OE thermostat opens at 76.5C(170F). |
|-------------|-------|---|---|

## TRANSMISSION

|             |     |   |  |
|-------------|-----|---|--|
| 99996-E3045 | ALL | 1 | 240mm race clutch disc with solid hub and bronze buttons, 4-cylinder only. |
|-------------|-----|---|--|

|              |     |   |  |
|--------------|-----|---|--|
| 99996-250DF1 | ALL | 1 | Centerforce dual friction 250mm clutch cover for all 6-cylinder. |
|--------------|-----|---|--|

|             |     |   |   |
|-------------|-----|---|---|
| 38100-V7170 | ALL | 1 | H190A ring and pinion, 4.625, 12mm ring gear bolt. B group, 2WD 4-cylinder only. Requires 3mm ring gear spacer 99996-T3003. |
|-------------|-----|---|---|

|             |     |   |   |
|-------------|-----|---|---|
| 38100-V7200 | ALL | 1 | H190A ring and pinion, 4.375, 12mm ring gear bolt. B group, 2WD 4-cylinder only. Requires 3mm ring gear spacer 99996-T3003. |
|-------------|-----|---|---|

|             |     |   |  |
|-------------|-----|---|--|
| 38100-07J71 | ALL | 1 | H233B ring and pinion, 5.143, 12mm ring gear bolt, 4x4 V6. |
|-------------|-----|---|--|

|               |     |   |   |
|---------------|-----|---|---|
| 30100-RS243US | 98- | 1 | NISMO clutch disc (240mm) - Sprung center and composite lining. Requires OE throwout bearing. |
|---------------|-----|---|---|

## SUSPENSION

|             |     |   |                                    |
|-------------|-----|---|------------------------------------|
| 99996-W4101 | ALL | 2 | Rancho front shock (13.25"/8.69"). |
|-------------|-----|---|------------------------------------|

## BODY

|             |       |   |                           |
|-------------|-------|---|---------------------------|
| 65840-VK500 | 01-03 | 1 | Hood insulator for above. |
|-------------|-------|---|---------------------------|

|             |       |   |                                      |
|-------------|-------|---|--------------------------------------|
| 65852-VK503 | 01-03 | 1 | Hood duct for above, ready to paint. |
|-------------|-------|---|--------------------------------------|

|             |     |   |                 |
|-------------|-----|---|-----------------|
| 99993-RN201 | ALL | 1 | "NISMO" emblem. |
|-------------|-----|---|-----------------|

## D22U TRANSMISSION

|               |     |   |   |
|---------------|-----|---|---|
| 30100-RS243US | 98- | 1 | NISMO clutch disc (240mm) - Sprung center and composite lining. Requires OE throwout bearing. |
|---------------|-----|---|---|

## D40 ENGINE

|               |     |   |   |
|---------------|-----|---|---|
| 30100-RS243US | 98- | 1 | NISMO high-flow fuel pressure regulator - Adjustable to 10Ka/L/h with a 250m/sec flow rate. |
|---------------|-----|---|---|

|             |     |   |   |
|-------------|-----|---|---|
| 21200-RS520 | 98- | 1 | NISMO performance thermostat - Opens at 62C(144F), Nissan OE thermostat opens at 76.5C(170F). |
|-------------|-----|---|---|

|             |       |   |                       |
|-------------|-------|---|-----------------------|
| 16576-RND28 | 04-09 | 1 | NISMO cold air intake |
|-------------|-------|---|-----------------------|


|             |  |   |  |
|-------------|--|---|--|
| 16576-RNSP7 |  | 1 | NISMO Replacement Air Filter 3" with hole. |
|-------------|--|---|--|

**NEW**  
 TRUCKS / FRONTIER /  
 PATHFINDER / XTERRA / TITAN

| PART NO. | YEAR | QTY | DESCRIPTION |
|----------|------|-----|-------------|
|----------|------|-----|-------------|

### WD21 ENGINE

|                        |       |   |   |
|------------------------|-------|---|---|
| 11210-RS910            | ALL   | 1 | NISMO hard rubber engine mount. VG30 Pathfinder only.   |
| 11320-RS910            | ALL   | 1 | Hard rubber transmission mount; VG30 with 4WD ONLY.   |
| 13001-07P80            | ALL   | 1 | European spec camshaft for VG30ET; .392"/264°. R/H.   |
| 13061-07P80            | ALL   | 1 | European spec camshaft for VG30ET; .392"/264°. L/H.   |
| 99996-D21AC            | ALL   | 1 | K&N cone air filter kit for D21 and WD21 with VG30E.  |
| 99996-VG302            | -8/89 | 1 | High performance header set for WD21 with VG30I; chrome plated, 1.5" primary diameter. 4x4 with manual transmission only. |
| 99996-14373            | 8/89- | 1 | Borla cat back exhaust system for WD21; 2" diameter, 3" tips.   |
| <b>NEW</b> 21200-RS580 | 90-04 | 1 | NISMO performance thermostat - Opens at 62C(144F), Nissan OE thermostat opens at 76.5C(170F).                             |



### TRANSMISSION

|                          |       |   |   |
|--------------------------|-------|---|---|
| 11320-RS910              | ALL   | 1 | NISMO hard rubber transmission mount. VG30 Pathfinder only.                                   |
| 99996-E3045              | ALL   | 1 | 240mm race clutch disc with solid hub and bronze buttons, 4-cylinder only.                    |
| 99996-250DF1             | ALL   | 1 | Centerforce dual friction 250mm clutch cover for all 6-cylinder.                              |
| 38100-06J10              | 8/89- | 1 | H233B ring and pinion, 4.875, 12mm ring gear bolt, V6 only.                                   |
| 38100-07J71              | 8/89- | 1 | H233B ring and pinion, 5.143, 12mm ring gear bolt, V6   |
| <b>NEW</b> 30100-RS243US | 87-95 | 1 | NISMO clutch disc (240mm) - Sprung center and composite lining. Requires OE throwout bearing. |

### BRAKES

|              |     |   |   |
|--------------|-----|---|---|
| 46200-22083  | ALL | 1 | Stainless steel braided 4-wheel brake line kit, DOT compliant. For use on trucks with 4-wheel disc. |
| 99996-D3077M | ALL | 1 | Rear Axxis Metal Master brake pad set.  |
| 99996-R7011M | ALL | 1 | Front Axxis Metal Master brake pad set.   |

### SUSPENSION

|              |       |   |   |
|--------------|-------|---|---|
| 54560-RS910  | ALL   | 2 | Hard rubber front lower control arm bushing.  |
| 55045-RS910  | ALL   | 4 | Hard rubber rear lower link bushing.  |
| 999916-7104G | ALL   | 1 | Polyurethane tension rod bushing set.   |
| 99996-D21SK2 | ALL   | 1 | Steering stabilizer kit includes stabilizer, mounting pin, all hardware and bushings. Requires the use of steering cross rod originally equipped with mounting ears. 4WD. |
| 99996-EG800  | ALL   | 8 | Polyurethane sway bar end link bushing.   |
| 99996-W4050  | -7/87 | 1 | 1.0" front sway bar kit, 4WD only.  |
| 99996-W4101  | ALL   | 2 | Rancho front shock (13.25"/8.69").  |
| 99996-W4500  | ALL   | 1 | Rear spring set, +1.0" lift, 222 lb/in.   |

### BODY

|             |     |   |                 |
|-------------|-----|---|-----------------|
| 99993-RN201 | ALL | 1 | "NISMO" emblem. |
|-------------|-----|---|-----------------|





# Model WD22/N50 TRUCKS / FRONTIER / PATHFINDER / XTERRA / TITAN

**PART NO. YEAR QTY DESCRIPTION**

## WD22 ENGINE

**NEW**

22670-RR580US 00- 1

NISMO high-flow fuel pressure regulator - Adjustable to 10Ka/L/h with a 250m/sec flow rate.



**NEW**

21200-RS520 00- 1

NISMO Performance Thermostat - Opens at 62C(144F), Nissan OE thermostat opens at 76.5C(170F).

**NEW**

21200-RS580 00-04 1

NISMO Performance Thermostat - Opens at 62C(144F), Nissan OE thermostat opens at 76.5C(170F).



## BRAKES

41060-HB326N ALL 1

Front Hawk HP+ Autocross brake pad set.

## TRANSMISSION

**NEW**

99996-E3045 ALL 1

240mm race clutch disc with solid hub and bronze buttons, 4-cylinder only.

99996-250DF1 ALL 1

Centerforce dual friction 250mm clutch cover for all 6-cylinders.

30100-RS243US 00- 1

NISMO clutch disc (240mm) - Sprung center and composite lining. Requires OE throwout bearing.

## BODY

99993-RN201 ALL 1

"NISMO" emblem.



## N50 ENGINE

**NEW**

16576-RNSP7 1

NISMO replacement air filter 3" with hole.

**NEW**

21200-RS580 05- 1

NISMO Performance Thermostat - Opens at 62C(144F), Nissan OE thermostat opens at 76.5C(170F).

**NEW**

16576-RND28 04-09 1

NISMO cold air intake

TRUCKS / FRONTIER / PATHFINDER / XTERRA / TITAN / ARMADA




# Model R50/R51/A60/TA60

TRUCKS / FRONTIER / PATHFINDER /  
XTERRA / TITAN / ARMADA

**NISSAN**  
*motorsports*  
COMPETITION PARTS

## R50 ENGINE

|            |             |       |   |   |
|------------|-------------|-------|---|---|
| <b>NEW</b> | 21200-RS580 | 95-00 | 1 | NISMO Performance Thermostat - Opens at 62C(144F), Nissan OE thermostat opens at 76.5C(170F). |
|------------|-------------|-------|---|---|



## BRAKES

|              |     |   |   |
|--------------|-----|---|---|
| 41060-HB326N | ALL | 1 | Front Hawk HP+ Autocross brake pad set. |
|--------------|-----|---|---|

## TRANSMISSION

|              |     |   |  |
|--------------|-----|---|--|
| 99996-E3045  | ALL | 1 | 240mm race clutch disc with solid hub and bronze buttons, 4-cylinder only. |
| 99996-250DF1 | ALL | 1 | Centerforce dual friction 250mm clutch cover for all 6-cylinders.          |

## BODY

|             |     |   |                 |
|-------------|-----|---|-----------------|
| 99993-RN201 | ALL | 1 | "NISMO" emblem. |
|-------------|-----|---|-----------------|



## R51 ENGINE

|            |             |       |   |  |
|------------|-------------|-------|---|--|
| <b>NEW</b> | 16576-RND28 | 04-09 | 1 | NISMO cold air intake.                     |
| <b>NEW</b> | 16576-RNSP7 |       | 1 | NISMO replacement air filter 3" with hole. |

## A60 ENGINE

|            |             |     |   |                                     |
|------------|-------------|-----|---|-------------------------------------|
| <b>NEW</b> | 16576-RNSP8 | 03- | 1 | NISMO Replacement Air Filter 3.25". |
| <b>NEW</b> | 16576-RNSP8 | ALL | 1 | NISMO cold air intake.              |

## A60 SUSPENSION

|             |     |   |  |
|-------------|-----|---|--|
| 99996-A60SL | ALL | 1 | Titan coil over suspension kit, 2" lift to 2" drop. Includes four Bilstein shocks, (fronts are adjustable with threaded perch) front coil springs, front upper shock mounts, rear shackles and rear add-a-leaf. Compliant and great on the street or light off-roading. All hardware included. |
|-------------|-----|---|--|



## BODY

|             |     |   |                 |
|-------------|-----|---|-----------------|
| 99993-RN201 | ALL | 1 | "NISMO" emblem. |
|-------------|-----|---|-----------------|



## TA60 ENGINE

|            |             |     |   |                                     |
|------------|-------------|-----|---|-------------------------------------|
| <b>NEW</b> | 16576-RNSP8 | 03- | 1 | NISMO replacement air filter 3.25". |
| <b>NEW</b> | 16576-RNA25 | ALL | 1 | NISMO cold air intake.              |

TRUCKS / FRONTIER /  
PATHFINDER / XTERRA / TITAN








# INFINITI

INFINITI



# Model V35 INFINITI G35 / G37 / M35 / M45

| PART NO.  | YEAR | QTY | DESCRIPTION  |
|---|------|-----|--|
| <b>V35 ENGINE</b>   |      |     |  |
| 99996-V35CA   | ALL  | 1   | Cold air intake kit for G35 coupe & sedan, features polished aluminum intake tubes with water bypass valve.                        |
| 16546-RN075   | ALL  | 1   | JDM NISMO Sport panel filter, for stock airbox.  |
| 15208-RN010   | 01   | 1   | JDM NISMO oil filter.  |
| B1810-CD000   | ALL  | 1   | Nissan Motorsports grounding kit.  |
| <b>TRANSMISSION</b>   |      |     |  |
| 38351-350DK   | ALL  | 1   | Finned aluminum differential cover kit, includes stud and breather tube.   |
| <b>SUSPENSION</b>   |      |     |  |
| 55618-Z1112   | ALL  | 1   | Adjustable drop link kit for rear sway bar.  |
| 54618-Z1111   | ALL  | 1   | Adjustable drop link kit for front sway bar.   |
| <b>BRAKES</b>   |      |     |  |
| 40206-Z33F2   | ALL  | 1   | Two-piece, directional racing brake rotor set. Front; utilizes aluminum floating hats, replaces OE with Brembo only. Sold as pair. |
| 40206-LF000   | ALL  | 1   | Replacement left front rotor only for above. Requires the use of 99996-89001 hardware kit.   |
| 40206-RF000   | ALL  | 1   | Replacement right front rotor only for above. Requires the use of 99996-89001 hardware kit.  |
| 43206-LR000   | ALL  | 1   | Replacement left rear rotor only for above. Requires the use of 99996-89001 hardware kit.  |
| 43206-RR000   | ALL  | 1   | Replacement right rear rotor only for above. Requires the use of 99996-89001 hardware kit.   |
| 40206-Z33R2   | ALL  | 1   | Two-piece, directional racing brake rotor set. Rear; utilizes aluminum floating hats, replaces OE with Brembo only. Sold as pair.  |
| 99996-0960T   | ALL  | 1   | Set of 4 titanium shims for Brembo front calipers. Fits between caliper piston and brake pad to reduce heat transfer into fluid.   |
| 99996-89001   | ALL  | A/R | Rotor hardware kit for above. Bolts rotor ring to aluminum hat.  |
| <b>BODY</b>   |      |     |  |
| 76895-AL600   | ALL  | 1   | "Skyline" kick panel, Sedan, LH front.   |
| 84896-AL504   | ALL  | 1   | JDM "350 GT" rear trunk emblem.  |
| 84895-AM900   | ALL  | 1   | JDM "Skyline" rear trunk emblem.   |
|  |      |     |  |
| 84896-JK20A   | ALL  | 1   | "350 GT" emblem.   |
|  |      |     |  |

# Model V35/CV36/Y50/Y51 INFINITI

| PART NO.   | YEAR  | QTY | DESCRIPTION  |
|--|-------|-----|--|
| B61F0-CM40A  | ALL   | 1   | JDM clear bumper lamp, bump out style, G35 Coupe.  |
| B6150-WL000  | ALL   | 1   | HID fog lamp kit, designed in Japan. Includes all wiring brackets and instructions purchased with B6153-AL400. Coupe Only. |
|  |       |     |  |
| 26550-CM41A  | ALL   | 1   | JDM G35 Coupe tail lamp, Right.  |
| 26555-CM42A  | ALL   | 1   | JDM G35 Coupe tail lamp, Left.   |
| B6153-AL400  | ALL   | 1   | HID fog lamp mounting kit for use with above. Coupe Only.  |
| H0800-AL500  | 03-06 | 1   | Sedan window visor kit.  |
| 76894-AM900  | ALL   | 1   | Skyline aluminum kick plate for G35 coupe, R/H.  |
| 76895-AM900  | ALL   | 1   | Skyline aluminum kick plate for G35 coupe, L/H.  |

## CV36 BODY

|   |     |   |                          |
|---|-----|---|--------------------------|
| 84896-JL00A   | ALL | 1 | "370GT" JDM emblem.      |
|   |     |   |                          |
| 84895-JL00A   | ALL | 1 | "Skyline" JDM emblem.    |
|  |     |   |                          |
| 62890-JL01A   | ALL | 1 | JDM front Nissan emblem. |
| 84890-JL00A   | ALL | 1 | JDM rear Nissan emblem.  |
| 26555-JL00A   | ALL | 1 | JDM G37 Coupe tail lamp. |

## Y50 BODY






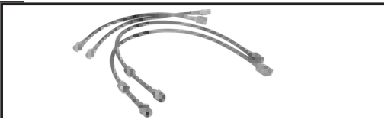



|             |     |   |                         |
|-------------|-----|---|-------------------------|
| 78896-EG000 | ALL | 2 | JDM "VIP" Fuga badge.   |
| 84895-EG000 | ALL | 1 | JDM "FUGA" rear emblem. |
| H0800-EG000 | ALL | 1 | Window visor.           |

## Y51 BODY

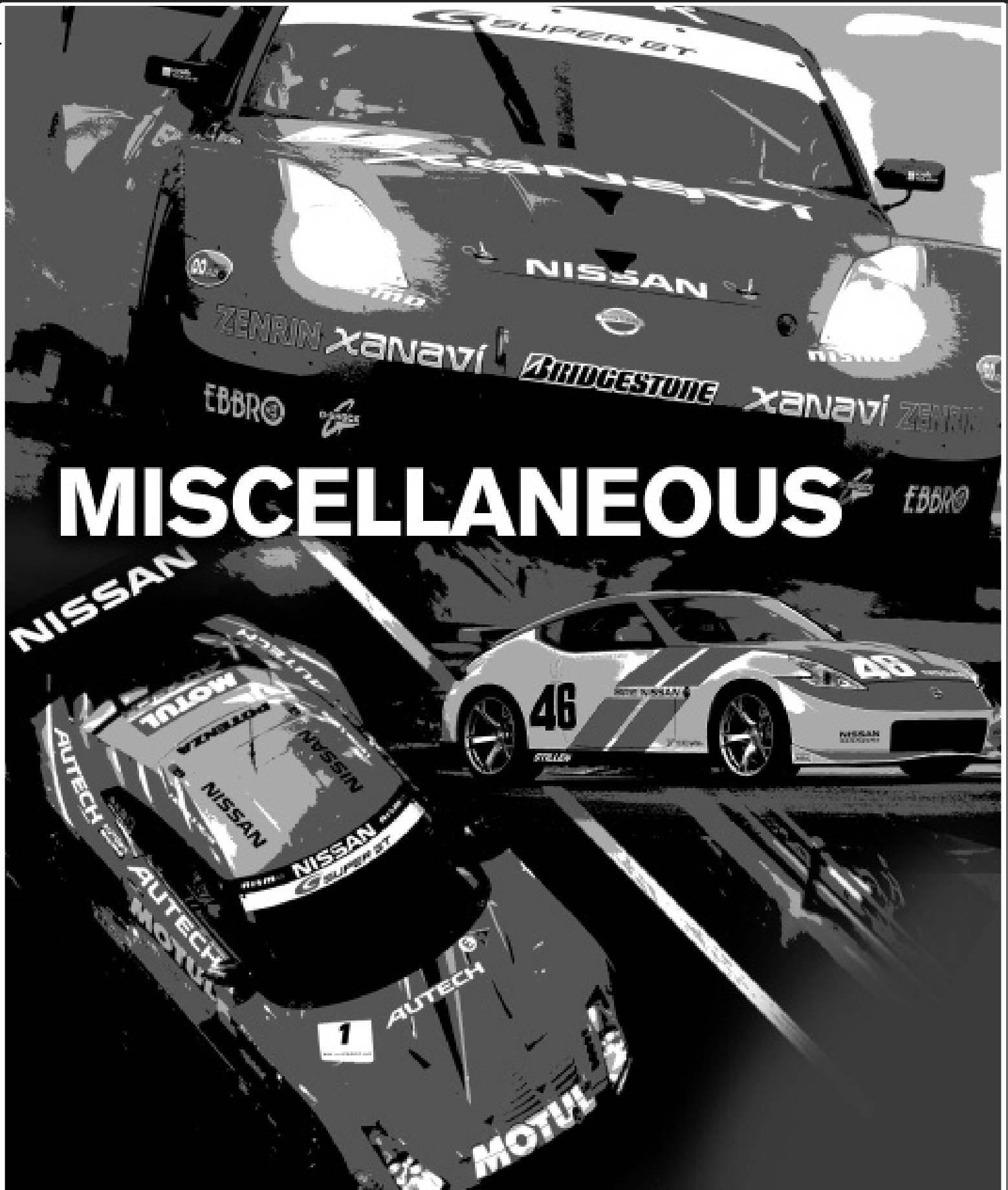
|                        |       |   |  |
|------------------------|-------|---|--|
| <b>NEW</b> H0800-EG000 | 2010- | 1 | JDM LED Tail Lamp Kit. Include all 4 lights. |
|------------------------|-------|---|--|



# ALL and VARIOUS VEHICLES

| PART NO.  | YEAR | QTY | DESCRIPTION  |
|---|------|-----|--|
| <b>VARIOUS</b>  |      |     |  |
| <b>NEW</b> 15208-RN010  | ALL  | 1   | NISMO oil filter - Equivalent to "65F01."  |
| <b>NEW</b> 15208-RN020  | ALL  | 1   | NISMO oil filter - Equivalent to "53J01."  |
|    |      |     |  |
| <b>ALL</b>  |      |     |  |
| <b>NEW</b> 40220-SS000  | ALL  | 1   | Forged steel racing lug nut  |
|    |      |     |  |
| <b>NEW</b> 32865-RN008  | ALL  | 1   | NISMO shift knob - Titanium finish.  |
| <b>NEW</b> 32865-RN009  | ALL  | 1   | NISMO shift knob - Carbon finish.  |
|    |      |     |  |
| <b>NEW</b> Various Part Numbers   | ALL  | 1   | PWR racing radiators and oil Coolers. As used in Grand Am, NASCAR and F-1. Available for many models. Call for applications. |
|   |      |     |  |
| <b>NEW</b> Various Part Numbers   | ALL  | 1   | Nissan Motorsports Brake Pads - Race and Street compounds available.   |
|  |      |     |  |
| <b>NEW</b> Various Part Numbers   | ALL  | 1   | Nissan Motorsports steel braided brake line kits.  |
|  |      |     |  |
| <b>NEW</b> 40222-RS015  | ALL  | 10  | NISMO wheel studs - 50mm Length, Set of 10.  |
| <b>NEW</b> 40222-RS025  | ALL  | 10  | NISMO wheel studs - 60mm Length, Set of 10.  |
| <b>NEW</b> 40222-RS035  | ALL  | 10  | NISMO wheel studs - 50mm Length, Set of 10   |
| <b>NEW</b> 40222-RS045  | ALL  | 10  | NISMO wheel studs - 60mm Length, Set of 10.  |
| <b>NEW</b> 22670-RR710US  | ALL  | 1   | NISMO High-Flow Fuel Pressure Regulator - Adjustable to 10Ka/L/h with a 250m/sec flow rate.                                  |
| <b>NEW</b> 22672-RR710  | ALL  | 1   | NISMO Fuel Pressure Regulator Bracket  |
|  |      |     |  |
| <b>NEW</b> 15255-RN012  | ALL  | 1   | NISMO oil filler cap - Solid billet.   |
|  |      |     |  |
| <b>NEW</b> 15255-RN013  | ALL  | 1   | Oil filler cap   |
| <b>NEW</b> 21430-RS012  | 84-  | 1   | NISMO radiator cap - Rated at 1.3kg/cm(18.2 lbs)   |
|  |      |     |  |

ALL AND VARIOUS VEHICLES





# MISCELLANEOUS





# MISCELLANEOUS RACE EQUIPMENT

| PART NO.              | YEAR | QTY | DESCRIPTION   |
|-----------------------|------|-----|---|
| <b>RACE EQUIPMENT</b> |      |     |   |
| 11128-RN010           | ALL  | 1   | Oil drain plug adapter that allows the use o a Stewart-Warner mechanical oil temp sending unit. For A, L, and Z series engines. |
| 16033-25520           | ALL  | 4/6 | Mikuni main jet #180  |
| 16033-25521           | ALL  | 4/6 | Mikuni main jet #190  |
| 16033-25522           | ALL  | 4/6 | Mikuni main jet #200  |
| 16033-25523           | ALL  | 4/6 | Mikuni main jet #210  |
| 16033-25524           | ALL  | 4/6 | Mikuni main jet #220  |
| 16033-25525           | ALL  | 4/6 | Mikuni main jet #230  |
| 16033-25526           | ALL  | 4/6 | Mikuni main jet #240  |
| 16033-25527           | ALL  | 4/6 | Mikuni main jet #250  |
| 16033-25926           | ALL  | 4/6 | Mikuni main jet #130  |
| 16033-25927           | ALL  | 4/6 | Mikuni main jet #135  |
| 16033-25928           | ALL  | 4/6 | Mikuni main jet #140  |
| 16033-25528           | ALL  | 4/6 | Mikuni main jet #160  |
| 16033-H0223           | ALL  | 4/6 | Mikuni main jet #165  |
| 16033-H0224           | ALL  | 4/6 | Mikuni main jet #170  |
| 16033-H0225           | ALL  | 4/6 | Mikuni main jet #175  |
| 16034-25520           | ALL  | 4/6 | Mikuni main jet #155  |
| 16034-25521           | ALL  | 4/6 | Mikuni main jet #150  |
| 16034-25522           | ALL  | 4/6 | Mikuni main jet #145  |
| 16034-25525           | ALL  | 4/6 | Mikuni main jet #185  |
| 16034-25526           | ALL  | 4/6 | Mikuni main jet #195  |
| 16036-25520           | ALL  | 4/6 | Mikuni air jet #250   |
| 16036-25521           | ALL  | 4/6 | Mikuni air jet #190   |
| 16036-25522           | ALL  | 4/6 | Mikuni air jet #210   |
| 16036-25523           | ALL  | 4/6 | Mikuni air jet #230   |
| 16036-25524           | ALL  | 4/6 | Mikuni air jet #220   |
| 16036-25527           | ALL  | 4/6 | Mikuni air jet #240   |
| 16036-25720           | ALL  | 4/6 | Mikuni air jet #160   |
| 16036-25721           | ALL  | 4/6 | Mikuni air jet #170   |
| 16036-25722           | ALL  | 4/6 | Mikuni air jet #180   |
| 16036-25723           | ALL  | 4/6 | Mikuni air jet #200   |
| 16036-25724           | ALL  | 4/6 | Mikuni air jet #165   |
| 16036-25725           | ALL  | 4/6 | Mikuni air jet #175   |
| 16036-25726           | ALL  | 4/6 | Mikuni air jet #185   |
| 16036-H0227           | ALL  | 4/6 | Mikuni air jet #145   |
| 16036-H0229           | ALL  | 4/6 | Mikuni air jet #155   |
| 16189-25520           | ALL  | 4/6 | Mikuni pilot jet #52.5  |
| 16189-25722           | ALL  | 4/6 | Mikuni pilot jet #50  |
| 16189-25522           | ALL  | 4/6 | Mikuni pilot jet #60  |
| 16189-25726           | ALL  | 4/6 | Mikuni pilot jet #62.5  |
| 16189-25727           | ALL  | 4/6 | Mikuni pilot jet #65  |
| 16189-25729           | ALL  | 4/6 | Mikuni pilot jet #70  |
| 16189-H0221           | ALL  | 4/6 | Mikuni pilot jet #75  |



| PART NO.   | YEAR | QTY   | DESCRIPTION  |
|--|------|-------|--|
| 99996-M1137  | ALL  | 4     | Mikuni 37mm venturi for 44PHH.   |
| 99996-M1140  | ALL  | 4     | Mikuni 40mm venturi for 44PHH.   |
| 99996-M1141  | ALL  | 4     | Mikuni 41mm venturi for 44PHH.   |
| 99996-M3138  | ALL  | 4     | Mikuni 38mm venturi for 50PHH.   |
| 16064-A1200  | ALL  | 2     | Mikuni 40PHH float cover gasket.   |
| 99996-S1040  | ALL  | 2     | Mikuni gasket set for 40PHH.   |
| 99996-S1144  | ALL  | 2     | Mikuni gasket set for OEM Datsun carburetors.  |
| 99996-S2000  | ALL  | 4/6   | Mikuni jet block "OB".   |
| 21660-37P00  | ALL  | 1     | Electric differential oil cooler pump, 1.6 GPM.  |
|    |      |       |  |
| 25073-RN010  | ALL  | 1     | Oil pressure tee adapter with 1/8 NPT threads. For use with mechanical gauge sender.                               |
| 25092-RN010  | ALL  | 1     | Exhaust gas temp adapter fits into O2 sensor boss.   |
| 32865-RN004  | ALL  | 1     | NISMO polished aluminum shift knob, 10mm threads.  |
| 32865-RN005  | ALL  | 1     | NISMO black aluminum shift knob, 10mm threads.   |
| 32865-RN008  | ALL  | 1     | NISMO titanium shift knob. 10mm threads.   |
| 32865-RN009  | ALL  | 1     | NISMO aluminum shift knob with carbon fiber insert, 10mm threads.  |
| 32865-RN013  | ALL  | 1     | NISMO titanium GT race shift knob. 10mm threads.   |
| 32865-RN014  | ALL  | 1     | NISMO titanium GT race shift knob. 12mm threads.   |
| 62896-AA400  | ALL  | 1     | "GT-R" front grille emblem.  |
| 78896-91F01  | ALL  | 1     | "Spec R" emblem.   |
| 84894-0E711  | ALL  | 1 / 2 | "SSS" badge, white letters, double-sided tape.   |
| 96935-RN000  | ALL  | 1     | NISMO gear shift pattern plate, silver, 18mm x 29mm, 5 speed.  |
| 96935-RN001  | ALL  | 1     | NISMO gear shift pattern plate, silver, 18mm x 29mm, 6 speed.  |
| 99996-28DCB  | ALL  | 1     | Nissan decal, black, 4" x 28".   |
| 99996-28DCR  | ALL  | 1     | Nissan decal, red, 4" x 28".   |
| 99996-28DCS  | ALL  | 1     | Nissan decal, silver, 4" x 28".  |
| 99996-28DCW  | ALL  | 1     | Nissan decal, white, 4" x 28".   |
| 99996-22557  | ALL  | 1     | Insulated drink bottle kit includes bottle, tube, and holder. For use with race cars with 1.75" diameter rollcage. |
| 99996-22558  | ALL  | 1     | Insulated drink bottle kit includes bottle, tube, and holder. For use with race cars with 1.5" diameter rollcage.  |
|  |      |       |  |
| 99996-26336  | ALL  | 1     | L-Series valve spring compressor tool.   |




# MISCELLANEOUS RACE EQUIPMENT / BOOKS

| PART NO.     | YEAR | QTY | DESCRIPTION  |
|--------------|------|-----|--|
| 99996-64120  | ALL  | 1   | Heat insulation 48" x 48" x 1/2" thick. Ceramic fiber with aluminum foil bonded to one side for insulating firewalls, etc.   |
| 99996-64150  | ALL  | 1   | Heat insulation 58" x 24" x 1/16" aluminized cloth used for insulating firewalls etc. High temp silicone on one side.  |
| 99996-KNKIT  | ALL  | 1   | K&N cleaner and recharger kit, for all K&N filters.  |
| 99996-M8012R | ALL  | 1   | How to modify your Nissan & Datsun OHC engine. Details complete engine mods for L-Series 4 & 6-cylinder including parts interchange.   |
|              |      |     |   |
| 99996-M8014  | ALL  | 1   | Mikuni PHH carburetor service manual. Explains everything you need to know about the PHH carbs.  |
|              |      |     |    |
| 99996-M8015  | ALL  | 1   | Nissan Motorsports schematic catalog. Complete parts breakdown for early and late Mikuni and SU carbs, F5C56A 5 speed, FS5C71A/B 5 speed, F5C71B 5 speed, R190 differential and FIA brake caliper. |
|              |      |     |   |
| 99996-M8016  | ALL  | 1   | Auto Math Handbook. Covers everything from calculating engine displacement, brake horsepower, volumetric efficiency, compression ratio and more.   |
|              |      |     |   |
| 99996-PAT08  | ALL  | 1   | Driver suit patch, Nissan Logo, 1.5"x5".   |
| 99996-T3007  | ALL  | 1   | H190 ring gear spacer, 7mm.  |
| KEY00-00185  | ALL  | 1   | GT-R Key blank. Fits all with 36mm length.   |



# MISCELLANEOUS APPAREL

APPAREL

| PART NO.  | QTY | DESCRIPTION                                   | MSRP    |
|---|-----|---|---------|
| <b>APPAREL</b>  |     |   |         |
| 999MC-NBT06   | 1   | Nissan Motorsports Trucker Cap                | \$17.00 |
|    |     |   |         |
| 999MC-HSM0M   | 1   | Nissan Motorsports Athletic Grey Hoodie Med   | \$35.00 |
| 999MC-HSM0L   | 1   | Nissan Motorsports Athletic Grey Hoodie Large | \$35.00 |
| 999MC-HSMXL   | 1   | Nissan Motorsports Athletic Grey Hoodie XL    | \$35.00 |
| 999MC-HSM2X   | 1   | Nissan Motorsports Athletic Grey Hoodie XXL   | \$35.00 |
|   |     |   |         |
| 999MC-JSC0M   | 1   | Nissan Motorsports Lightweight Jacket Med     | \$47.00 |
| 999MC-JSC0L   | 1   | Nissan Motorsports Lightweight Jacket Large   | \$47.00 |
| 999MC-JSCXL   | 1   | Nissan Motorsports Lightweight Jacket XL      | \$47.00 |
| 999MC-JSC2X   | 1   | Nissan Motorsports Lightweight Jacket XXL     | \$47.00 |
|  |     |   |         |


Our full line of Nissan Motorsports apparel is constantly changing. Please contact us for the latest items available.

**Toll-Free Order line 888.833.3225 • 24 hour FAX: 615.223.3341 • email: [nmc.race@nissan-usa.com](mailto:nmc.race@nissan-usa.com)**

| PART NO.     | QTY | DESCRIPTION                               | MSRP    |
|--------------|-----|---|---------|
| 999MC-PRB0M  | 1   | Nissan Motorsports Performance Polo Med   | \$35.00 |
| 999MC-PRB0L  | 1   | Nissan Motorsports Performance Polo Large | \$35.00 |
| 9999MC-PRBXL | 1   | Nissan Motorsports Performance Polo XL    | \$35.00 |
| 999MC-PRB2X  | 1   | Nissan Motorsports Performance Polo XXL   | \$35.00 |



|              |   |  |         |
|--------------|---|--|---------|
| 999MC-NCS0M  | 1 | Nissan Motorsports White T-Shirt Med   | \$13.50 |
| 999MC-NCS0L  | 1 | Nissan Motorsports White T-Shirt Large | \$13.50 |
| 999MC-NCS0XL | 1 | Nissan Motorsports White T-Shirt XL    | \$13.50 |
| 999MC-NCS02X | 1 | Nissan Motorsports White T-Shirt XXL   | \$13.50 |



|              |   |  |         |
|--------------|---|--|---------|
| 999MC-NTR0M  | 1 | Nissan Motorsports Black T-Shirt Med   | \$13.50 |
| 999MC-NTR0L  | 1 | Nissan Motorsports Black T-Shirt Large | \$13.50 |
| 999MC-NTR0XL | 1 | Nissan Motorsports Black T-Shirt XL    | \$13.50 |
| 999MC-NTRXX  | 1 | Nissan Motorsports Black T-Shirt XXL   | \$13.50 |















## **NISSAN MOTORSPORTS COMPETITION PARTS**

# **PARTS WARRANTY**

Nissan Motorsports parts are sold "as is" without any warranty whatsoever. Implied warranties of merchantability or fitness for a particular purpose, are excluded. The entire risk of quality and performance for such parts is with the buyer. Should such parts prove defective following their purchase, the buyer and not the manufacturer, distributor, or retailer, assumes the entire cost of all necessary services or repairs.

The Nissan vehicle and parts warranties are voided if the vehicle or part is used for competition or if they fail as a result of modification.

It is the competitor's responsibility to inspect and verify the dimensions and specifications of all Nissan Motorsports parts prior to installation.

**The installation of a Nissan Motorsports Competition part on a vehicle intended for use on public streets or highways may violate laws and regulations relating to motor vehicle safety standards or emission regulations.**



# NISSAN

## motorsports

COMPETITION PARTS



facebook

Facebook.com/NissanPerformance

610 Enon Springs Road East, Smyrna, TN 37167

Toll-Free Order Line:  
888.833.3225

24-Hour Fax Line:  
615.223.3341

email: nmc.race@nissan-usa.com